



E.S.E. HOSPITAL UNIVERSITARIO ERASMO MEOZ  
800014918

EJECUCION PRESUPUESTAL DE INGRESOS  
MES DE CORTE: DICIEMBRE 2012

Código	Rubros	Presupuesto Y Modificaciones				Reconocimientos			Recaudos			Saldo por Recaudar	Saldo por Ejecutar
		Presupuesto Inicial	Incorporaciones	Reduccion	Presupuesto Definitivo	Meses Anteriores	Del Mes	Total	Meses Anteriores	Del Mes	Total		
1	INGRESOS	101.997.081.374	42.853.744.788		144.850.826.162	114.705.810.190	17.310.738.366	132.016.548.556	76.457.548.653	14.570.117.472	91.027.666.125	40.988.882.431	53.823.160.037
10	10 DISPONIBILIDAD INICIAL		3.014.878.754		3.014.878.754	3.014.878.754		3.014.878.754	3.014.878.754		3.014.878.754		
11	11 INGRESOS CORRIENTES	101.967.859.374			101.967.859.374	77.542.815.109	11.517.043.980	89.059.859.089	39.294.553.572	8.776.423.086	48.070.976.658	40.988.882.431	53.896.882.716
111	111 INGRESO DE EXPLOTACION	94.888.562.000			94.888.562.000	76.104.371.443	10.281.979.839	86.386.351.282	38.730.417.672	8.749.621.889	47.480.039.561	38.906.311.721	47.408.522.439
1111	1111 VENTA DE SERVICIOS	94.888.562.000			94.888.562.000	76.104.371.443	10.281.979.839	86.386.351.282	38.730.417.672	8.749.621.889	47.480.039.561	38.906.311.721	47.408.522.439
111101	111101 E.P.S. REGIMEN SUBSIDIADO	45.922.660.000			45.922.660.000	46.558.770.833	7.079.568.893	53.638.339.726	14.881.373.860	6.188.918.175	21.070.292.035	32.568.047.691	24.852.367.965
11110101	11110101 E.P.S. REGIMEN SUBSIDIADO	45.922.660.000			45.922.660.000	46.558.770.833	7.079.568.893	53.638.339.726	14.881.373.860	6.188.918.175	21.070.292.035	32.568.047.691	24.852.367.965
111102	111102 E.P.S. REGIMEN CONTRIBUTIVO	4.502.072.000			4.502.072.000	1.770.253.797	204.401.638	1.974.655.435	358.605.262	132.448.044	491.053.306	1.483.602.129	4.011.018.694
11110201	11110201 E.P.S. REGIMEN CONTRIBUTIVO	4.502.072.000			4.502.072.000	1.770.253.797	204.401.638	1.974.655.435	358.605.262	132.448.044	491.053.306	1.483.602.129	4.011.018.694
111103	111103 ENT.TERR.ATEN.POBLA.POBRE NO AFILIADA	27.740.954.000			27.740.954.000	19.842.462.662	2.030.570.247	21.873.032.909	19.334.238.055	1.971.319.807	21.305.557.862	567.475.047	6.435.396.138
11110301	11110301 EN EL DEPARTAMENTO	26.912.725.000			26.912.725.000	19.376.156.699	2.010.698.354	21.386.855.053	19.306.045.624	1.964.226.813	21.270.272.437	116.582.616	5.642.452.563
111103011	111103011 SISTEMA GENERAL DE PARTICIPACIONES	13.912.725.000			13.912.725.000	6.976.879.071	485.032.306	7.461.911.377	6.906.767.996	438.560.765	7.345.328.761	116.582.616	6.567.396.239
1111030111	1111030111 S.G.P. CON SITUACION DE FONDOS	8.650.000.000			8.650.000.000	2.152.714.836	46.471.541	2.199.186.377	2.082.603.761		2.082.603.761	116.582.616	6.567.396.239
1111030112	1111030112 S.G.P. SIN SITUACION DE FONDOS	5.262.725.000			5.262.725.000	4.824.164.235	438.560.765	5.262.725.000	4.824.164.235	438.560.765	5.262.725.000		
111103013	111103013 RECURSOS DEPARTAMENTALES (ESTAMPILLA)	13.000.000.000			13.000.000.000	12.399.277.628	1.525.666.048	13.924.943.676	12.399.277.628	1.525.666.048	13.924.943.676		-924.943.676
11110302	11110302 OTROS DEPARTAMENTOS (OTROS VINCULADOS)	828.229.000			828.229.000	466.305.963	19.871.893	486.177.856	28.192.431	7.092.994	35.285.425	450.892.431	792.943.575
111105	111105 MIN.PROTECCION SOCIAL - FOSYGA	1.759.500.000			1.759.500.000	971.092.258	908.446.699	1.879.538.957	113.122.545	208.041.200	321.163.745	1.558.375.212	1.438.336.255
111107	111107 COMPAÑIAS DE SEGUROS-ACCIDENTES DE TRANSITO-SOAT	2.763.310.000			2.763.310.000	2.516.666.012	-207.811.273	2.308.854.739	1.783.616.382	207.398.361	1.991.014.743	317.839.996	772.295.257
111108	111108 OTRAS VENTAS DE SERVICIOS DE SALUD	12.200.066.000			12.200.066.000	4.445.125.881	266.803.635	4.711.929.516	2.259.461.568	41.496.302	2.300.957.870	2.410.971.646	9.899.108.130
11110803	11110803 USUARIOS VINCULADOS CUOTAS DE RECUPERACION	2.148.084.000			2.148.084.000	965.704.809	29.815.073	995.519.882	965.704.809	29.815.073	995.519.882		1.152.564.118
11110805	11110805 I.P.S. PRIVADAS	2.800.000.000			2.800.000.000	1.925.065.731	170.765.797	2.095.831.528	139.590.825	4.104.230	143.695.055	1.952.136.473	2.656.304.945
11110807	11110807 DESPLAZADOS	2.337.771.000			2.337.771.000	832.492.502	-114.324.008	718.168.494	718.168.494		718.168.494		1.619.602.506
11110810	11110810 TRAUMA MAYOR	174.211.000			174.211.000								174.211.000
11110811	11110811 OTRAS ENTIDADES	2.628.000.000			2.628.000.000	475.806.498	180.546.773	656.353.271	189.941.099	7.576.999	197.518.098	458.835.173	2.430.481.902
11110812	11110812 SERVICIOS VIVIR SAS (TOMOGRFO)	2.112.000.000			2.112.000.000	246.056.341		246.056.341	246.056.341		246.056.341		1.865.943.659
1113	1113 OTROS INGRESOS CORRIENTES	7.079.297.374			7.079.297.374	1.438.443.666	1.235.064.141	2.673.507.807	564.135.900	26.801.197	590.937.097	2.082.570.710	6.488.360.277
11131	11131 ARRIENDOS	1.662.073.204			1.662.073.204	111.348.743	19.148.956	130.497.699	111.348.743	19.148.956	130.497.699		1.531.575.505
11132	11132 INGRESOS POR MORA VENTA DE SERVICIOS	1.450.000.000			1.450.000.000								1.450.000.000
11134	11134 OTROS	1.643.224.170			1.643.224.170	674.149.944	54.632.737	728.782.681	452.787.157	7.652.241	460.439.398	268.343.283	1.182.784.772
11135	11135 UCI DUMIAN	2.324.000.000			2.324.000.000	652.944.979	1.161.282.448	1.814.227.427				1.814.227.427	2.324.000.000

EJECUCION PRESUPUESTAL DE INGRESOS  
MES DE CORTE: DICIEMBRE 2012

Código	Rubros	Presupuesto Y Modificaciones			Reconocimientos			Recaudos			Saldo por Recaudar	Saldo por Ejecutar	
		Presupuesto Inicial	Incorporaciones	Reduccion	Presupuesto Definitivo	Meses Anteriores	Del Mes	Total	Meses Anteriores	Del Mes			Total
12	INGRESOS DE CAPITAL	29.222.000			29.222.000	77.474.105	25.470.574	102.944.679	77.474.105	25.470.574	102.944.679		
123 10	RENDIMIENTOS FINANCIEROS	29.222.000			29.222.000	77.474.105	25.470.574	102.944.679	77.474.105	25.470.574	102.944.679		-73.722.679
13	CUENTAS POR COBRAR		39.838.866.034		39.838.866.034	34.070.642.222	5.768.223.812	39.838.866.034	34.070.642.222	5.768.223.812	39.838.866.034		
131	CUENTAS POR COBRAR VIG ANTERIOR		27.581.743.373		27.581.743.373	22.835.699.495	4.746.043.878	27.581.743.373	22.835.699.495	4.746.043.878	27.581.743.373		
1311 10	REGIMEN SUBSIDIADO		21.977.514.986		21.977.514.986	19.768.690.446	2.208.824.540	21.977.514.986	19.768.690.446	2.208.824.540	21.977.514.986		
1312 10	E.P.S. REGIMEN CONTRIBUTIVO		1.231.688.685		1.231.688.685	1.172.167.819	59.520.866	1.231.688.685	1.172.167.819	59.520.866	1.231.688.685		
1313 10	ENTIDAD TERRIT. ATENC. POBLAC. POBRE NO AFILIADA		2.665.253.040		2.665.253.040	291.350.731	2.373.902.309	2.665.253.040	291.350.731	2.373.902.309	2.665.253.040		
1314	OTROS		1.707.286.662		1.707.286.662	1.603.490.499	103.796.163	1.707.286.662	1.603.490.499	103.796.163	1.707.286.662		
131402 10	ACCIDENTES DE TRANSITO - SOAT		849.056.659		849.056.659	759.800.638	89.256.021	849.056.659	759.800.638	89.256.021	849.056.659		
131405 10	OTRAS ENTIDADES		858.230.003		858.230.003	843.689.861	14.540.142	858.230.003	843.689.861	14.540.142	858.230.003		
132	CUENTAS POR COBRAR OTRAS VIGENCIAS		12.257.122.661		12.257.122.661	11.234.942.727	1.022.179.934	12.257.122.661	11.234.942.727	1.022.179.934	12.257.122.661		
1321 10	REGIMEN SUBSIDIADO		7.149.360.609		7.149.360.609	6.499.285.269	650.075.340	7.149.360.609	6.499.285.269	650.075.340	7.149.360.609		
1322 10	E.P.S. REGIMEN CONTRIBUTIVO		1.368.298.994		1.368.298.994	1.352.382.749	15.916.245	1.368.298.994	1.352.382.749	15.916.245	1.368.298.994		
1323 10	ENT. TERRIT. ATENC. POBLAC. POBRE NO AFILIADA		2.218.016.895		2.218.016.895	2.216.370.462	1.646.433	2.218.016.895	2.216.370.462	1.646.433	2.218.016.895		
1324	OTROS		1.521.446.163		1.521.446.163	1.166.904.247	354.541.916	1.521.446.163	1.166.904.247	354.541.916	1.521.446.163		
132401 10	FOSYGA		851.713.090		851.713.090	851.713.090		851.713.090	851.713.090		851.713.090		
132402 10	ACCIDENTES DE TRANSITO- SOAT		436.205.656		436.205.656	156.612.354	279.593.302	436.205.656	156.612.354	279.593.302	436.205.656		
132405 10	OTRAS ENTIDADES		233.527.417		233.527.417	158.578.803	74.948.614	233.527.417	158.578.803	74.948.614	233.527.417		
	<b>TOTALES</b>	101.997.081.374	42.853.744.788,0		144.850.826.162	114.705.810.190	17.310.738.366	132.016.548.556	76.457.548.653	14.570.117.472	91.027.666.125	40.988.882.431	53.823.160.037

JUAN ALBERTO BITAR MEJIA  
Gerente (e)

CIRIO ALFONSO DURAN JAIMES  
Subgerente Administrativo

LIBARDO DUARTE TOSCANO  
Lider Programa Recursos Financieros

MARTHA ELENA RODRIGUEZ PEREZ  
Profesional Universitario Presupuesto

**EJECUCION PRESUPUESTAL DE GASTOS  
MES DE CORTE : DICIEMBRE 2012**

Código	Rubros	Presupuesto Y Modificaciones				Compromisos			Obligaciones			Pagos			Saldo Presupuesto	Saldo C X P
		Presupuesto Inicial	Adicion	Reduccion	Presupuesto Definitivo	Meses Anteriores	Del Mes	Total	Meses Anteriores	Del Mes	Total	Meses Anteriores	Del Mes	Total		
2	GASTOS	101.997.081.374	49.707.744.788	6.854.000.000	144.850.826.162	114.401.294.408	1.954.906.908	116.356.201.316	95.973.254.391	20.382.946.925	116.356.201.316	73.168.301.628	10.826.925.228	83.995.226.856	28.494.624.846	32.360.974.460
21	GASTOS DE FUNCIONAMIENTO	76.243.723.963	8.846.687.241	5.234.000.000	79.856.411.204	66.245.070.746	2.086.174.558	68.325.245.304	55.115.297.859	13.209.947.445	68.325.245.304	42.728.082.304	7.996.866.742	50.724.949.046	11.531.165.900	17.600.296.258
211	GASTOS DE PERSONAL	59.105.052.102	5.409.000.000	2.708.000.000	61.806.052.102	57.649.486.893	256.703.422	57.906.190.315	47.434.486.435	10.471.703.880	57.906.190.315	37.713.472.961	6.204.676.034	43.918.148.995	3.899.861.787	13.988.041.320
2111	GASTOS DE ADMINISTRACION	9.532.992.316	659.000.000	595.000.000	9.596.992.316	8.898.918.281	258.280.184	9.157.198.465	8.058.600.571	1.098.597.894	9.157.198.465	6.894.164.442	926.498.322	7.820.662.764	439.793.851	1.336.535.701
211101	SERVICIOS PERSONALES ASOCIADOS A LA NOMINA	3.855.267.232	58.000.000	590.000.000	3.323.267.232	2.923.118.868	262.686.182	3.185.805.050	2.923.118.868	262.686.182	3.185.805.050	2.422.315.020	490.818.706	2.913.133.726	137.462.182	272.671.324
21110101	10 SUELDO	2.193.597.504	18.000.000	200.000.000	2.011.597.504	1.819.798.973	183.306.538	2.003.105.511	1.819.798.973	183.306.538	2.003.105.511	1.631.813.703	187.985.270	1.819.798.973	8.491.993	183.306.538
21110102	10 HORAS EXTRAS, FESTIVOS-RECARGO NOCTURNO	317.682.552	0	150.000.000	167.682.552	132.891.351	12.599.510	145.490.861	132.891.351	12.599.510	145.490.861	120.867.961	12.023.390	132.891.351	22.191.691	12.599.510
21110103	10 PRIMA TECNICA	325.655.188	5.000.000	150.000.000	180.655.188	160.547.431	16.239.527	176.786.958	160.547.431	16.239.527	176.786.958	142.924.682	17.622.749	160.547.431	3.868.230	16.239.527
21110104	OTROS	1.018.331.988	35.000.000	90.000.000	963.331.988	809.881.113	50.540.607	860.421.720	809.881.113	50.540.607	860.421.720	526.708.674	273.187.297	799.895.971	102.910.268	60.525.749
2111010401	10 INDEMNIZACION POR VACACIONES	65.210.374	0	0	65.210.374	48.069.884	-454.791	47.615.093	48.069.884	-454.791	47.615.093	43.063.944	3.340.954	46.404.898	17.595.281	1.210.195
2111010403	10 PRIMA DE VACACIONES	189.060.510	10.000.000	40.000.000	159.060.510	148.457.344	8.030.380	156.487.724	148.457.344	8.030.380	156.487.724	120.707.324	34.415.006	155.122.330	2.572.786	1.365.394
2111010404	10 BONIFICACION POR SERVICIOS PRESTADOS	61.667.553	0	0	61.667.553	48.345.450	6.230.446	54.575.896	48.345.450	6.230.446	54.575.896	41.556.094	5.789.356	47.345.450	7.091.657	7.230.446
2111010405	10 BONIFICACION ESPECIAL DE RECREACION	12.186.653	5.000.000	0	17.186.653	11.864.883	1.120.918	12.985.801	11.864.883	1.120.918	12.985.801	10.338.446	2.526.437	12.864.883	4.200.852	120.918
2111010406	10 PRIMA DE SERVICIOS	98.900.550	0	0	98.900.550	97.099.085	308.549	97.407.634	97.099.085	308.549	97.407.634	96.494.867	604.218	97.099.085	1.492.916	308.549
2111010407	10 PRIMA DE NAVIDAD	256.977.618	0	12.000.000	244.977.618	222.743.740	-14.985.142	207.758.598	222.743.740	-14.985.142	207.758.598	11.187.789	196.570.809	207.758.598	37.219.020	0
2111010408	10 PRIMA DE ANTIGUEDAD	48.252.785	20.000.000	5.000.000	63.252.785	39.847.919	16.955.964	56.803.883	39.847.919	16.955.964	56.803.883	27.266.927	12.580.992	39.847.919	6.448.902	16.955.964
2111010409	10 SUBSIDIO DE ALIMENTACION	49.122.184	0	5.000.000	44.122.184	34.800.960	3.184.795	37.985.755	34.800.960	3.184.795	37.985.755	31.370.584	3.430.376	34.800.960	6.136.429	3.184.795
2111010410	10 AUXILIO DE TRANSPORTE	63.982.872	0	8.000.000	55.982.872	46.229.218	3.715.440	49.944.658	46.229.218	3.715.440	49.944.658	42.084.378	4.144.840	46.229.218	6.038.214	3.715.440
2111010411	OTROS	172.970.889	0	20.000.000	152.970.889	112.422.630	26.434.048	138.856.678	112.422.630	26.434.048	138.856.678	102.638.321	9.784.309	112.422.630	14.114.211	26.434.048
211101041101	10 DOTACION	49.083.904	0	0	49.083.904	19.472.131	18.125.000	37.597.131	19.472.131	18.125.000	37.597.131	19.175.291	296.840	19.472.131	11.486.773	18.125.000
211101041102	10 RECONOCIMIENTO POR COORDINACION	123.886.985	0	20.000.000	103.886.985	92.950.499	8.309.048	101.259.547	92.950.499	8.309.048	101.259.547	83.463.030	9.487.469	92.950.499	2.627.438	8.309.048
211102	SERVICIOS PERSONALES INDIRECTOS -	4.482.232.186	601.000.000	5.000.000	5.078.232.186	4.925.183.545	-101.086.013	4.824.097.532	4.084.865.835	739.231.697	4.824.097.532	3.444.830.237	336.784.728	3.781.614.965	254.134.654	1.042.482.567
21110201	10 SUPERNUMERARIO	7.594.192	0	5.000.000	2.594.192	0	0	0	0	0	0	0	0	0	2.594.192	0
21110202	10 REMUNERACION POR SERVICIOS TECNICOS ADMINISTRATIVOS	4.459.075.797	601.000.000	0	5.060.075.797	4.915.266.295	-102.219.413	4.813.046.882	4.074.948.585	738.098.297	4.813.046.882	3.435.763.037	335.934.678	3.771.697.715	247.028.915	1.041.349.167
21110203	10 HONORARIOS	15.562.197	0	0	15.562.197	9.917.250	1.133.400	11.050.650	9.917.250	1.133.400	11.050.650	9.067.200	850.050	9.917.250	4.511.547	1.133.400
211103	CONTRIBUCIONES A LA NOMINA SECTOR PRIVADO	356.486.244	0	0	356.486.244	326.775.757	29.710.487	356.486.244	326.775.757	29.710.487	356.486.244	326.775.757	29.710.487	356.486.244	0	0
21110301	CONTRIBUCIONES INHERN.NOMINA SECTOR PRIVADO SIN SITUACION DE FONDOS	356.486.244	0	0	356.486.244	326.775.757	29.710.487	356.486.244	326.775.757	29.710.487	356.486.244	326.775.757	29.710.487	356.486.244	0	0
2111030101	10 SALUD	112.230.759	0	0	112.230.759	102.874.893	9.355.866	112.230.759	102.874.893	9.355.866	112.230.759	102.874.893	9.355.866	112.230.759	0	0
2111030102	10 PENSIONES	118.080.994	0	0	118.080.994	108.240.913	9.840.081	118.080.994	108.240.913	9.840.081	118.080.994	108.240.913	9.840.081	118.080.994	0	0

**EJECUCION PRESUPUESTAL DE GASTOS  
MES DE CORTE : DICIEMBRE 2012**

Código	Rubros	Presupuesto Y Modificaciones				Compromisos			Obligaciones			Pagos			Saldo Presupuesto	Saldo C X P
		Presupuesto Inicial	Adicion	Reduccion	Presupuesto Definitivo	Meses Anteriores	Del Mes	Total	Meses Anteriores	Del Mes	Total	Meses Anteriores	Del Mes	Total		
2111030103	10 CESANTIAS	126.174.491	0	0	126.174.491	115.659.951	10.514.540	126.174.491	115.659.951	10.514.540	126.174.491	115.659.951	10.514.540	126.174.491	0	0
211104	CONTRIBUCIONES A LA NOMINA SECTOR PUBLICO	839.006.654	0	0	839.006.654	723.840.111	66.969.528	790.809.639	723.840.111	66.969.528	790.809.639	700.243.428	69.184.401	769.427.829	48.197.015	21.381.810
21110401	CONTRIBUCIONES INHERENTES A LA NOMINA SECTOR PUBLICO SIN SITUACION DE FONDOS	547.052.594	0	0	547.052.594	501.464.876	45.587.718	547.052.594	501.464.876	45.587.718	547.052.594	501.464.876	45.587.718	547.052.594	0	0
2111040101	10 SALUD	126.668.090	0	0	126.668.090	116.112.414	10.555.676	126.668.090	116.112.414	10.555.676	126.668.090	116.112.414	10.555.676	126.668.090	0	0
2111040102	10 PENSIONES	219.187.975	0	0	219.187.975	200.922.315	18.265.660	219.187.975	200.922.315	18.265.660	219.187.975	200.922.315	18.265.660	219.187.975	0	0
2111040103	10 CESANTIAS	163.956.244	0	0	163.956.244	150.293.220	13.663.024	163.956.244	150.293.220	13.663.024	163.956.244	150.293.220	13.663.024	163.956.244	0	0
2111040104	10 RIESGOS PROFESIONALES	37.240.285	0	0	37.240.285	34.136.927	3.103.358	37.240.285	34.136.927	3.103.358	37.240.285	34.136.927	3.103.358	37.240.285	0	0
21110402	CONTRIBUCIONES INHERENTES A LA NOMINA SECTOR PUBLICO CON SITUACION FONDOS	291.954.060	0	0	291.954.060	222.375.235	21.381.810	243.757.045	222.375.235	21.381.810	243.757.045	198.778.552	23.596.683	222.375.235	48.197.015	21.381.810
2111040205	10 CAJA DE COMPENSACION FAMILIAR	129.757.360	0	0	129.757.360	98.833.437	9.503.027	108.336.464	98.833.437	9.503.027	108.336.464	88.346.022	10.487.415	98.833.437	21.420.896	9.503.027
2111040206	10 T.C.B.F.	97.318.020	0	0	97.318.020	74.125.079	7.127.270	81.252.349	74.125.079	7.127.270	81.252.349	66.259.518	7.865.561	74.125.079	16.065.671	7.127.270
2111040207	10 SENA	64.878.680	0	0	64.878.680	49.416.719	4.751.513	54.168.232	49.416.719	4.751.513	54.168.232	44.173.012	5.243.707	49.416.719	10.710.448	4.751.513
2112	GASTOS DE OPERACION	49.572.059.786	4.750.000.000	2.113.000.000	52.209.059.786	48.750.568.612	-1.576.762	48.748.991.850	39.375.885.864	9.373.105.986	48.748.991.850	30.819.308.519	5.278.177.712	36.097.486.231	3.460.067.936	12.651.505.619
211201	SERVICIOS PERSONALES ASOCIADOS A LA NOMINA	16.838.567.383	135.000.000	2.103.000.000	14.870.567.383	13.245.537.902	1.167.453.876	14.412.991.778	13.245.537.902	1.167.453.876	14.412.991.778	11.090.314.810	2.092.668.010	13.182.982.820	457.575.605	1.230.008.958
21120101	10 SUELDO	8.778.577.680	0	908.000.000	7.870.577.680	7.098.128.243	701.762.315	7.799.890.558	7.098.128.243	701.762.315	7.799.890.558	6.386.929.029	711.199.214	7.098.128.243	70.687.122	701.762.315
21120102	10 HORAS EXTRAS, FESTIVOS-RECARGO NOCTURNO	2.464.301.880	75.000.000	100.000.000	2.439.301.880	2.173.211.401	251.845.482	2.425.056.883	2.173.211.401	251.845.482	2.425.056.883	1.944.998.599	227.083.095	2.172.081.694	14.244.997	252.975.189
21120103	10 PRIMA TECNICA	2.699.279.559	0	600.000.000	2.099.279.559	1.829.096.107	177.994.011	2.007.090.118	1.829.096.107	177.994.011	2.007.090.118	1.648.566.856	180.529.251	1.829.096.107	92.189.441	177.994.011
21120104	OTROS	2.896.408.264	60.000.000	495.000.000	2.461.408.264	2.145.102.151	35.852.068	2.180.954.219	2.145.102.151	35.852.068	2.180.954.219	1.109.820.326	973.856.450	2.083.676.776	280.454.045	97.277.443
2112010401	10 INDEMNIZACION POR VACACIONES	42.145.940	0	20.000.000	22.145.940	10.877.918	1.341.513	12.219.431	10.877.918	1.341.513	12.219.431	9.169.959	1.707.959	10.877.918	9.926.509	1.341.513
2112010403	10 PRIMA DE VACACIONES	726.782.317	0	200.000.000	526.782.317	493.297.890	3.140.025	496.437.915	493.297.890	3.140.025	496.437.915	404.045.244	89.252.646	493.297.890	30.344.402	3.140.025
2112010404	10 BONIFICACION POR SERVICIOS PRESTADOS	189.744.124	18.000.000	50.000.000	157.744.124	128.474.225	25.757.384	154.231.609	128.474.225	25.757.384	154.231.609	110.275.632	18.198.593	128.474.225	3.512.519	25.757.384
2112010405	10 BONIFICACION ESPECIAL DE RECREACION	48.769.876	0	0	48.769.876	43.690.708	292.443	43.983.151	43.690.708	292.443	43.983.151	35.590.422	8.100.286	43.690.708	4.786.725	292.443
2112010406	10 PRIMA DE SERVICIOS	382.829.747	0	0	382.829.747	341.011.942	584.136	341.596.078	341.011.942	584.136	341.596.078	340.741.919	270.023	341.011.942	41.233.669	584.136
2112010407	10 PRIMA DE NAVIDAD	1.095.955.686	0	120.000.000	975.955.686	878.637.099	-63.425.375	815.211.724	878.637.099	-63.425.375	815.211.724	6.250.922	808.960.802	815.211.724	160.743.962	0
2112010408	10 PRIMA DE ANTIGUEDAD	108.655.543	42.000.000	50.000.000	100.655.543	58.282.557	42.002.049	100.284.606	58.282.557	42.002.049	100.284.606	32.296.615	27.985.942	60.282.557	370.937	40.002.049
2112010409	10 SUBSIDIO DE ALIMENTACION	117.844.467	0	20.000.000	98.844.467	82.475.592	8.029.420	90.505.012	82.475.592	8.029.420	90.505.012	74.506.115	7.969.176	82.475.592	8.339.455	8.029.420
2112010410	10 AUXILIO DE TRANSPORTE	21.327.624	0	5.000.000	16.327.624	12.192.020	1.159.380	13.351.400	12.192.020	1.159.380	13.351.400	11.084.620	1.107.400	12.192.020	2.976.224	1.159.380
2112010411	OTROS	161.352.940	0	30.000.000	131.352.940	96.162.200	16.971.093	113.133.293	96.162.200	16.971.093	113.133.293	85.858.577	10.303.623	96.162.200	18.219.647	16.971.093
211201041101	10 DOTACION	11.276.032	0	0	11.276.032	2.703.890	8.304.740	11.008.630	2.703.890	8.304.740	11.008.630	2.110.210	593.680	2.703.890	267.402	8.304.740

**EJECUCION PRESUPUESTAL DE GASTOS  
MES DE CORTE : DICIEMBRE 2012**

Código	Rubros	Presupuesto Y Modificaciones				Compromisos			Obligaciones			Pagos			Saldo Presupuesto	Saldo C X P
		Presupuesto Inicial	Adicion	Reduccion	Presupuesto Definitivo	Meses Anteriores	Del Mes	Total	Meses Anteriores	Del Mes	Total	Meses Anteriores	Del Mes	Total		
211201041102 10	RECONOCIMIENTO POR COORDINACION	150.076.908	0	30.000.000	120.076.908	93.458.310	8.666.353	102.124.663	93.458.310	8.666.353	102.124.663	83.748.367	9.709.943	93.458.310	17.952.245	8.666.353
211202	SERVICIOS PERSONALES INDIRECTOS	27.009.079.899	4.615.000.000	10.000.000	31.614.079.899	30.494.713.891	-1.633.362.606	28.861.351.285	21.120.031.143	7.741.320.142	28.861.351.285	14.823.666.007	2.717.255.107	17.540.921.114	2.752.728.614	11.320.430.171
21120201 10	SUPERNUMERARIO	18.967.948	15.000.000	10.000.000	23.967.948	5.774.455	8.422.018	14.196.473	5.774.455	8.422.018	14.196.473	5.499.480	4.279.436	9.778.916	9.771.475	4.417.557
21120202 10	REMUNERACION POR SERVICIOS TECNICOS OPERATIVOS	26.990.111.951	4.600.000.000	0	31.590.111.951	30.488.939.436	-1.641.784.624	28.847.154.812	21.114.256.688	7.732.898.124	28.847.154.812	14.818.166.527	2.712.975.671	17.531.142.198	2.742.957.139	11.316.012.614
211203	CONTRIBUCIONES NOMINA SECTOR PRIVADO	1.456.619.170	0	0	1.456.619.170	1.335.234.241	121.384.929	1.456.619.170	1.335.234.241	121.384.929	1.456.619.170	1.335.234.241	121.384.929	1.456.619.170	0	0
21120301	CONTRIBUCIONES INHER. A LA NOMINA SECTOR PRIVADO SIN SITUACION FONDOS	1.456.619.170	0	0	1.456.619.170	1.335.234.241	121.384.929	1.456.619.170	1.335.234.241	121.384.929	1.456.619.170	1.335.234.241	121.384.929	1.456.619.170	0	0
2112030101 10	SALUD	490.548.642	0	0	490.548.642	449.669.594	40.879.048	490.548.642	449.669.594	40.879.048	490.548.642	449.669.594	40.879.048	490.548.642	0	0
2112030102 10	PENSIONES	518.716.152	0	0	518.716.152	475.489.806	43.226.346	518.716.152	475.489.806	43.226.346	518.716.152	475.489.806	43.226.346	518.716.152	0	0
2112030103 10	CESANTIAS	447.354.376	0	0	447.354.376	410.074.841	37.279.535	447.354.376	410.074.841	37.279.535	447.354.376	410.074.841	37.279.535	447.354.376	0	0
211204	CONTRIBUCIONES NOMINA SECTOR PUBLICO	4.267.793.334	0	0	4.267.793.334	3.675.082.578	342.947.039	4.018.029.617	3.675.082.578	342.947.039	4.018.029.617	3.570.093.461	346.869.666	3.916.963.127	249.763.717	101.066.490
21120401	CONTRIBUCIONES INHER. A LA NOMINA SECTOR PUBLICO SIN SITUACION FONDOS	2.902.566.610	0	0	2.902.566.610	2.660.686.061	241.880.549	2.902.566.610	2.660.686.061	241.880.549	2.902.566.610	2.660.686.061	241.880.549	2.902.566.610	0	0
2112040101 10	SALUD	602.375.462	0	0	602.375.462	552.177.505	50.197.957	602.375.462	552.177.505	50.197.957	602.375.462	552.177.505	50.197.957	602.375.462	0	0
2112040102 10	PENSIONES	1.051.556.322	0	0	1.051.556.322	963.926.634	87.629.688	1.051.556.322	963.926.634	87.629.688	1.051.556.322	963.926.634	87.629.688	1.051.556.322	0	0
2112040103 10	CESANTIAS	925.586.925	0	0	925.586.925	848.454.684	77.132.241	925.586.925	848.454.684	77.132.241	925.586.925	848.454.684	77.132.241	925.586.925	0	0
2112040104 10	RIESGOS PROFESIONALES	323.047.901	0	0	323.047.901	296.127.238	26.920.663	323.047.901	296.127.238	26.920.663	323.047.901	296.127.238	26.920.663	323.047.901	0	0
21120402	CONTRIBUCIONES INHER. A LA NOMINA SECTOR PUBLICO CON SITUACION FONDOS	1.365.226.724	0	0	1.365.226.724	1.014.396.517	101.066.490	1.115.463.007	1.014.396.517	101.066.490	1.115.463.007	909.407.400	104.989.117	1.014.396.517	249.763.717	101.066.490
2112040205 10	CAJA DE COMPENSACION FAMILIAR	606.767.433	0	0	606.767.433	450.851.218	44.919.673	495.770.891	450.851.218	44.919.673	495.770.891	404.188.333	46.662.885	450.851.218	110.996.542	44.919.673
2112040206 10	I.C.B.F.	455.075.575	0	0	455.075.575	338.121.238	33.687.530	371.808.768	338.121.238	33.687.530	371.808.768	303.126.999	34.994.239	338.121.238	83.266.807	33.687.530
2112040207 10	SENA	303.383.716	0	0	303.383.716	225.424.061	22.459.287	247.883.348	225.424.061	22.459.287	247.883.348	202.092.068	23.331.993	225.424.061	55.500.368	22.459.287
212	GASTOS GENERALES	14.555.141.267	3.437.687.241	2.201.000.000	15.791.828.508	7.883.060.205	648.399.447	8.531.459.652	6.968.287.776	1.563.171.876	8.531.459.652	4.629.280.077	1.198.051.854	5.827.331.931	7.260.368.856	2.704.127.721
2121	GASTOS DE ADMINISTRACION	3.848.440.640	470.000.000	80.000.000	4.238.440.640	3.607.806.566	128.982.282	3.736.788.848	3.363.956.004	372.832.844	3.736.788.848	1.882.211.056	730.783.219	2.612.994.275	501.651.792	1.123.794.573
212101	ADQUISICION DE BIENES	473.048.442	0	0	473.048.442	400.496.836	846.800	401.343.636	343.496.836	57.846.800	401.343.636	178.834.836	164.846.800	343.681.636	71.704.806	57.662.000
21210101 10	COMPRA DE EQUIPOS	435.000.000	0	0	435.000.000	395.181.349	846.800	396.028.149	338.181.349	57.846.800	396.028.149	173.519.349	164.846.800	338.366.149	38.971.851	57.662.000
21210102	MATERIALES	19.730.680	0	0	19.730.680	2.074.241	0	2.074.241	2.074.241	0	2,074.241	2,074.241	0	2,074.241	17.656.439	0
2121010202 10	PAPELERIA	19.730.680	0	0	19.730.680	2.074.241	0	2,074.241	2,074.241	0	2,074.241	2,074.241	0	2,074.241	17.656.439	0
2.210103 10	GASTOS IMPREVISTOS B	18.317.762	0	0	18.317.762	3.241.246	0	3,241.246	3,241.246	0	3,241.246	3,241.246	0	3,241.246	15.076.516	0
212102	ADQUISICION DE SERVICIOS	3.173.288.529	330.000.000	80.000.000	3.423.288.529	2.976.062.532	98.986.214	3.075.048.746	2.789.211.970	285.836.776	3.075.048.746	1.581.938.121	426.978.052	2.008.916.173	348.239.783	1.066.132.573
21210201 10	VIATICOS Y GASTOS DE VIAJE	25.543.150	0	0	25.543.150	15.468.058	700.002	16.168.060	15.011.885	1.156.175	16.168.060	12.328.946	283.104	12.612.050	9.375.090	3.556.010

**EJECUCION PRESUPUESTAL DE GASTOS  
MES DE CORTE : DICIEMBRE 2012**


Código	Rubros	Presupuesto Y Modificaciones				Compromisos			Obligaciones			Pagos			Saldo Presupuesto	Saldo C X P
		Presupuesto Inicial	Adicion	Reduccion	Presupuesto Definitivo	Meses Anteriores	Del Mes	Total	Meses Anteriores	Del Mes	Total	Meses Anteriores	Del Mes	Total		
21210203	10 SEGUROS	640.886.123	300.000.000	0	940.886.123	861.714.018	-415.491	861.298.527	860.686.927	611.600	861.298.527	9.148.092	100.903.368	110.051.460	79.587.596	751.247.067
21210204	10 COMUNICACIONES Y TRANSPORTES	9.447.284	0	0	9.447.284	2.252.842	0	2.252.842	2.252.842	0	2.252.842	2.252.842	0	2.252.842	7.194.442	0
21210206	10 IMPRESOS Y PUBLICACIONES	25.000.000	0	0	25.000.000	22.846.357	63.999	22.910.356	22.717.764	192.592	22.910.356	21.917.764	864.000	22.781.764	2.089.644	128.592
21210207	10 VIGILANCIA	603.435.288	0	80.000.000	523.435.288	431.729.386	-37	431.729.349	396.167.826	35.561.523	431.729.349	218.360.211	106.684.569	325.044.780	91.705.939	106.684.569
21210208	10 BIENESTAR SOCIAL	106.605.000	0	0	106.605.000	0	34.034.762	34.034.762	0	34.034.762	34.034.762	0	1.666.400	1.666.400	72.570.238	32.368.362
21210209	10 COMISIONES BANCARIAS E INTERESES	700.000.000	0	0	700.000.000	615.501.907	41.716.091	657.217.998	614.961.907	42.256.091	657.217.998	614.961.907	42.132.151	657.094.058	42.782.002	123.940
21210210	10 CAPACITACION	11.330.000	0	0	11.330.000	1.368.000	0	1.368.000	1.368.000	0	1.368.000	1.368.000	0	1.368.000	9.962.000	0
21210211	10 GASTOS IMPREVISTOS	26.864.460	0	0	26.864.460	3.686.190	0	3.686.190	3.686.190	0	3.686.190	3.686.190	0	3.686.190	23.178.270	0
21210212	10 ASEO	1.024.177.224	30.000.000	0	1.054.177.224	1.021.495.774	22.886.888	1.044.382.662	872.358.629	172.024.033	1.044.382.662	697.914.169	174.444.460	872.358.629	9.794.562	172.024.033
212103	CUOTAS DE AUDITAJE	202.103.669	140.000.000	0	342.103.669	231.247.198	29.149.268	260.396.466	231.247.198	29.149.268	260.396.466	121.438.099	138.958.367	260.396.466	81.707.203	0
21210301	10 CUOTAS DE AUDITAJE	202.103.669	140.000.000	0	342.103.669	231.247.198	29.149.268	260.396.466	231.247.198	29.149.268	260.396.466	121.438.099	138.958.367	260.396.466	81.707.203	0
2122	GASTOS DE OPERACION	10.368.220.646	2.967.687.241	1.821.000.000	11.514.907.887	4.270.473.637	491.734.965	4.762.208.602	3.599.551.770	1.162.656.832	4.762.208.602	2.742.289.019	457.720.835	3.200.009.854	6.752.699.285	1.562.198.748
212201	ADQUISICION DE BIENES	4.145.939.749	1.035.614.729	1.271.000.000	3.910.554.478	1.600.871.938	-89.289.671	1.511.582.267	1.251.111.480	260.470.787	1.511.582.267	895.765.532	145.248.142	1.041.013.674	2.398.972.211	470.568.593
21220101	10 MANTENIMIENTO HOSPITALARIO(INFRAEST.-DOTACION)	1.500.000.000	965.614.729	0	2.465.614.729	430.109.851	-43.685.549	386.424.302	351.168.057	35.256.245	386.424.302	225.630.413	58.053.360	283.683.773	2.099.190.427	102.740.529
21220102	OTROS	2.645.939.749	50.000.000	1.271.000.000	1.424.939.749	1.170.762.087	-45.604.122	1.125.157.965	899.943.423	225.214.542	1.125.157.965	670.135.119	87.194.782	757.329.901	299.781.784	367.828.064
2122010201	10 COMPRA DE EQUIPOS, INSTRUMENTACION MEDICO, ODONT. Y LABORATORIO	800.000.000	0	600.000.000	200.000.000	129.698.699	-26.499.998	103.198.701	103.198.701	0	103.198.701	46.765.400	0	46.765.400	96.801.299	56.433.301
2122010202	MATERIALES	1.845.939.749	50.000.000	671.000.000	1.224.939.749	1.041.063.388	-19.104.124	1.021.959.264	796.744.722	225.214.542	1.021.959.264	623.369.719	87.194.782	710.564.501	202.980.485	311.394.763
212201020201	10 COMBUSTIBLES Y LUBRICANTES	315.044.880	50.000.000	0	365.044.880	315.509.964	29.475.392	344.985.356	290.852.323	54.133.033	344.985.356	273.207.373	36.184.850	309.392.223	20.059.524	35.593.133
212201020202	10 PAPELERIA Y UTILES DE OFICINA	388.333.474	0	100.000.000	288.333.474	270.227.811	-16.821.121	253.406.690	196.054.033	57.352.657	253.406.690	154.575.615	8.746.681	163.322.296	34.926.784	90.084.394
212201020203	10 ELEMENTOS DE ASEO	435.234.232	0	100.000.000	335.234.232	305.012.344	-1.254.586	303.757.758	276.327.833	27.429.925	303.757.758	162.076.198	30.041.208	192.117.406	31.476.474	111.640.352
212201020204	10 OTROS MATERIALES (SALUD PUBLICA Y OCUPACIONAL)	407.327.163	0	350.000.000	57.327.163	19.087.689	0	19.087.689	0	19.087.689	19.087.689	0	12.222.043	12.222.043	38.239.474	6.865.646
212201020206	10 ROPERIA	300.000.000	0	121.000.000	179.000.000	131.225.580	-30.503.809	100.721.771	33.510.533	67.211.238	100.721.771	33.510.533	0	33.510.533	78.278.229	67.211.238
212202	ADQUISICION DE SERVICIOS	6.222.280.897	1.932.072.512	550.000.000	7.604.353.409	2.669.601.699	581.024.636	3.250.626.335	2.348.440.290	902.186.045	3.250.626.335	1.846.523.487	312.472.693	2.158.996.180	4.353.727.074	1.091.630.159
21220201	10 MANTENIMIENTO HOSPITALARIO	3.442.370.902	1.007.072.512	0	4.449.443.414	571.530.809	-20.094.145	551.436.664	421.787.212	129.649.452	551.436.664	290.300.646	92.681.046	382.981.692	3.898.006.750	168.454.972
21220202	OTROS	2.779.909.995	925.000.000	550.000.000	3.154.909.995	2.098.070.890	601.118.781	2.699.189.671	1.926.653.078	772.536.593	2.699.189.671	1.556.222.841	219.791.647	1.776.014.488	455.720.324	923.175.183
2122020201	10 VIATICOS Y GASTOS DE VIAJE	10.300.000	0	0	10.300.000	0	0	0	0	0	0	0	0	0	10.300.000	0
2122020202	10 SERVICIOS PUBLICOS	2.072.427.692	845.000.000	400.000.000	2.517.427.692	1.805.536.927	632.252.313	2.437.789.240	1.763.004.242	674.784.998	2.437.789.240	1.473.577.991	181.268.641	1.654.846.632	79.433.452	782.942.608
2122020204	10 COMUNICACIONES Y TRANSPORTE	129.512.904	50.000.000	0	179.512.904	140.012.530	-56.558.388	83.454.142	59.972.516	23.481.626	83.454.142	27.068.337	7.486.908	34.555.245	96.058.762	48.898.897
2122020205	10 ARRENDAMIENTOS	30.000.000	30.000.000	0	60.000.000	27.427.802	-5.984.618	21.443.184	18.462.567	2.980.617	21.443.184	0	8.500.000	8.500.000	38.556.816	12.943.184
2122020206	10 IMPRESOS Y PUBLICACIONES	363.806.759	0	150.000.000	213.806.759	92.768.751	6.449.374	99.218.125	78.888.873	20.329.252	99.218.125	49.851.633	19.195.969	69.047.602	114.588.634	30.170.523


EJECUCION PRESUPUESTAL DE GASTOS  
MES DE CORTE : DICIEMBRE 2012


Código	Rubros	Presupuesto Y Modificaciones				Compromisos			Obligaciones			Pagos			Saldo Presupuesto	Saldo C X P
		Presupuesto Inicial	Adicion	Reduccion	Presupuesto Definitivo	Meses Anteriores	Del Mes	Total	Meses Anteriores	Del Mes	Total	Meses Anteriores	Del Mes	Total		
2122020208 10	BIENESTAR SOCIAL	106.605.000	0	0	106.605.000	1.800.000	47.619.971	49.419.971	1.800.000	47.619.971	49.419.971	1.200.000	0	1.200.000	57.185.029	48.219.971
2122020209 10	CAPACITACION	11.330.000	0	0	11.330.000	850.000	0	850.000	850.000	0	850.000	850.000	0	850.000	10.480.000	0
2122020210 10	GASTOS IMPREVISTOS S	49.427.640	0	0	49.427.640	26.000.000	-22.659.871	3.340.129	0	3.340.129	3.340.129	0	3.340.129	3.340.129	46.087.511	0
2122020212 10	TRAMITES Y LICENCIAS	6.500.000	0	0	6.500.000	3.674.880	0	3.674.880	3.674.880	0	3.674.880	3.674.880	0	3.674.880	2.825.120	0
2123	IMPUESTOS Y MULTAS	338.479.981	0	300.000.000	38.479.981	4.780.002	27.682.200	32.462.202	4.780.002	27.682.200	32.462.202	4.780.002	9.547.800	14.327.802	6.017.779	18.134.400
212301 10	IMPUESTOS Y MULTAS	338.479.981	0	300.000.000	38.479.981	4.780.002	27.682.200	32.462.202	4.780.002	27.682.200	32.462.202	4.780.002	9.547.800	14.327.802	6.017.779	18.134.400
213	TRANSFERENCIAS CORRIENTES	2.583.530.594	0	325.000.000	2.258.530.594	712.523.648	1.175.071.689	1.887.595.337	712.523.648	1.175.071.689	1.887.595.337	385.329.266	594.138.854	979.468.120	370.935.257	908.127.217
2131	TRANSFERENCIAS DE PREVISION Y SEGURIDAD SOCIAL	29.024.474	0	0	29.024.474	14.618.977	3.345.367	17.964.344	14.618.977	3.345.367	17.964.344	12.570.981	3.345.367	15.916.348	11.060.130	2.047.996
213101 10	PENSIONES Y JUBILACIONES	29.024.474	0	0	29.024.474	14.618.977	3.345.367	17.964.344	14.618.977	3.345.367	17.964.344	12.570.981	3.345.367	15.916.348	11.060.130	2.047.996
2132	OTRAS TRANSFERENCIAS	2.554.506.120	0	325.000.000	2.229.506.120	697.904.671	1.171.726.322	1.869.630.993	697.904.671	1.171.726.322	1.869.630.993	372.758.285	590.793.487	963.551.772	359.875.127	906.079.221
213201 10	SENTENCIAS Y CONCILIACIONES	2.554.506.120	0	325.000.000	2.229.506.120	697.904.671	1.171.726.322	1.869.630.993	697.904.671	1.171.726.322	1.869.630.993	372.758.285	590.793.487	963.551.772	359.875.127	906.079.221
22	GASTOS DE OPERACION COMERCIAL Y PRESTACION DE SERVICIOS	25.753.357.410	0	1.620.000.000	24.133.357.410	19.392.647.005	-3.097.486.808	16.295.160.197	12.102.477.805	4.192.682.392	16.295.160.197	3.140.805.548	959.122.379	4.099.927.927	7.838.197.213	12.195.232.270
221	GASTOS DE COMERCIALIZACION	25.753.357.410	0	1.620.000.000	24.133.357.410	19.392.647.005	-3.097.486.808	16.295.160.197	12.102.477.805	4.192.682.392	16.295.160.197	3.140.805.548	959.122.379	4.099.927.927	7.838.197.213	12.195.232.270
2211	COMPRA DE BIENES PARA LA VENTA	7.223.925.418	0	600.000.000	6.623.925.418	5.439.399.661	-824.321.078	4.615.078.583	3.620.634.720	994.443.863	4.615.078.583	447.044.072	283.367.700	730.411.772	2.008.846.835	3.884.666.811
221101 10	PRODUCTOS FARMACEUTICOS	7.223.925.418	0	600.000.000	6.623.925.418	5.439.399.661	-824.321.078	4.615.078.583	3.620.634.720	994.443.863	4.615.078.583	447.044.072	283.367.700	730.411.772	2.008.846.835	3.884.666.811
2212	GASTOS DE PRESTACION DE SERVICIOS	18.529.431.992	0	1.020.000.000	17.509.431.992	13.953.247.344	-2.273.165.730	11.680.081.614	8.481.843.085	3.198.238.529	11.680.081.614	2.693.761.476	675.754.679	3.369.516.155	5.829.350.378	8.310.565.459
221201	COMPRA DE BIENES PARA LA PRESTACION DE SERVICIOS	17.381.342.332	0	1.020.000.000	16.361.342.332	13.056.969.908	-2.163.155.342	10.893.814.566	7.775.022.859	3.118.791.707	10.893.814.566	2.337.194.911	614.798.233	2.951.993.144	5.467.527.766	7.941.821.422
22120101 10	MATERIAL MEDICO QUIRURGICO	12.935.018.000	0	1.020.000.000	11.915.018.000	9.841.294.438	-2.070.119.395	7.771.175.043	5.150.006.286	2.621.168.757	7.771.175.043	1.974.594.463	502.043.465	2.476.637.928	4.143.842.957	5.294.537.115
22120103 10	MATERIALES PARA LABORATORIO	2.662.817.918	0	0	2.662.817.918	2.455.104.866	-157.738.213	2.297.366.653	1.888.875.129	408.491.524	2.297.366.653	316.435.637	112.754.768	429.190.405	365.451.265	1.868.176.248
22120104 10	MATERIALES PARA RAYOS X	183.506.414	0	0	183.506.414	88.707.863	-21.467.680	67.240.183	64.278.703	2.961.480	67.240.183	27.960.176	0	27.960.176	116.266.231	39.280.007
22120105 10	PRESTACION DE SERVICIOS	1.600.000.000	0	0	1.600.000.000	671.862.741	86.169.946	758.032.687	671.862.741	86.169.946	758.032.687	18.204.635	0	18.204.635	841.967.313	739.828.052
221202	GASTOS COMPLEMENTARIOS E INTERMEDIOS	1.148.089.660	0	0	1.148.089.660	896.277.436	-110.010.388	786.267.048	706.820.226	79.446.822	786.267.048	356.566.565	60.956.446	417.523.011	361.822.612	368.744.037
22120201 10	ALIMENTACION	1.148.089.660	0	0	1.148.089.660	896.277.436	-110.010.388	786.267.048	706.820.226	79.446.822	786.267.048	356.566.565	60.956.446	417.523.011	361.822.612	368.744.037
24	GASTOS DE INVERSION	3.000.000.000	0	0	3.000.000.000	0	0	0	0	0	0	0	0	0	3.000.000.000	0
241	PROGRAMAS DE INVERSION	3.000.000.000	0	0	3.000.000.000	0	0	0	0	0	0	0	0	0	3.000.000.000	0
2411	FORMACION BRUTA DE CAPITAL	3.000.000.000	0	0	3.000.000.000	0	0	0	0	0	0	0	0	0	3.000.000.000	0
241101 10	PROYECTOS	3.000.000.000	0	0	3.000.000.000	0	0	0	0	0	0	0	0	0	3.000.000.000	0
25	CUENTAS POR PAGAR VIGENCIA ANTERIOR	37.861.057.547	0	0	37.861.057.547	28.763.576.657	2.972.219.158	31.735.795.815	28.755.478.727	2.980.317.088	31.735.795.815	27.299.413.776	1.870.936.107	29.170.349.883	6.175.261.732	2.565.445.932
251	GASTOS DE PERSONAL	10.565.890.413	0	0	10.565.890.413	10.028.538.896	-50.658	10.028.488.238	10.028.538.896	-50.658	10.028.488.238	9.954.013.196	69.104.493	10.023.117.689	537.402.175	5.370.549
2512 10	SERVICIOS PERSONALES INDIRECTOS	10.565.890.413	0	0	10.565.890.413	10.028.538.896	-50.658	10.028.488.238	10.028.538.896	-50.658	10.028.488.238	9.954.013.196	69.104.493	10.023.117.689	537.402.175	5.370.549

**EJECUCION PRESUPUESTAL DE GASTOS  
MES DE CORTE : DICIEMBRE 2012**

Código	Rubros	Presupuesto Y Modificaciones				Compromisos			Obligaciones			Pagos			Saldo Presupuesto	Saldo C X P
		Presupuesto Inicial	Adicion	Reduccion	Presupuesto Definitivo	Meses Anteriores	Del Mes	Total	Meses Anteriores	Del Mes	Total	Meses Anteriores	Del Mes	Total		
252	GASTOS GENERALES	0	4.477.574.600	0	4.477.574.600	2.687.548.598	968.476.361	3.656.024.959	2.687.548.598	968.476.361	3.656.024.959	2.686.201.049	507.259.206	3.193.460.255	821.549.641	462.564.704
2521 10	ADQUISICION DE BIENES	0	1.375.340.555	0	1.375.340.555	929.215.916	210.331.302	1.139.547.218	929.215.916	210.331.302	1.139.547.218	929.215.916	76.352.800	1.005.568.716	235.793.337	133.978.502
2522 10	ADQUISICION DE SERVICIOS	0	3.102.234.045	0	3.102.234.045	1.758.332.682	758.145.059	2.516.477.741	1.758.332.682	758.145.059	2.516.477.741	1.756.985.133	430.906.406	2.187.891.539	585.756.304	328.586.202
254	GASTOS DE OPERACION COMERCIAL Y PRESTACION DE SERVICIOS	0	22.817.592.534	0	22.817.592.534	16.047.489.163	2.003.793.455	18.051.282.618	16.039.391.233	2.011.891.385	18.051.282.618	14.659.199.531	1.294.572.408	15.953.771.939	4.766.309.916	2.097.510.679
2541 10	GASTOS DE COMERCIALIZACION	0	7.454.238.965	0	7.454.238.965	4.846.654.848	850.473.223	5.697.128.071	4.846.654.848	850.473.223	5.697.128.071	4.251.167.234	670.818.783	4.921.986.017	1.757.110.894	775.142.054
2542 10	GASTOS DE PRESTACION DE SERVICIOS	0	15.363.353.569	0	15.363.353.569	11.200.834.315	1.153.320.232	12.354.154.547	11.192.736.385	1.161.418.162	12.354.154.547	10.408.032.297	623.753.625	11.031.785.922	3.009.199.022	1.322.368.625
<b>TOTALES</b>		101.997.081.374	49.707.744.788	6.854.000.000	144.850.826.162	114.401.294.408	1.954.906.908	116.356.201.316	95.973.254.391	20.382.946.925	116.356.201.316	73.168.301.628	10.826.925.228	83.995.226.856	28.494.624.846	32.360.974.460

  
JUAN ALBERTO BITAR MEJIA  
Gerente (e)

  
CIRO ALFONSO DURAN JAIMES  
Subgerente Administrativo

  
LIBARDO DUARTE TOSCANO  
Lider Programa Recursos Financieros

  
MARTHA ELENA RODRIGUEZ PEREZ  
Profesional Universitario Presupuesto

Nombre reporte : PSRPGejecucion MensualContraloria

LICENCIADO A: [HOSPITAL ERASMO MEZOZ DE CUCUTA] NIT [800014918-9]