



Código	Rubros	Presupuesto Y Modificaciones				Reconocimientos			Recaudos			Saldo por Recaudar	Saldo por Ejecutar
		Presupuesto Inicial	Incorporaciones	Reduccion	Presupuesto Definitivo	Meses Anteriores	Del Mes	Total	Meses Anteriores	Del Mes	Total		
1	INGRESOS	77.589.461.000	53.797.733.700		131.387.194.700	129.103.462.698	18.867.547.545	147.971.010.243	89.835.417.898	13.627.542.386	103.462.960.284	44.508.049.960	27.924.234.416
10 10	DISPONIBILIDAD INICIAL		4.424.530.846		4.424.530.846	4.424.530.846		4.424.530.846	4.424.530.846		4.424.530.846		
11	INGRESOS CORRIENTES	77.574.850.000	12.677.575.948		90.252.425.948	89.337.989.505	17.236.095.918	106.574.085.423	50.069.944.705	11.996.090.759	62.066.035.464	44.508.049.960	28.186.390.484
111	INGRESO DE EXPLOTACION	76.936.215.000	10.973.526.516		87.909.741.516	86.032.995.646	16.087.242.417	102.120.238.063	47.955.122.107	10.847.237.257	58.802.359.364	43.317.878.699	29.107.382.152
1111	VENTA DE SERVICIOS	76.936.215.000			76.936.215.000	80.672.995.646	10.473.715.901	91.146.711.547	42.595.122.107	9.847.237.257	52.442.359.364	38.704.352.183	24.493.855.636
111101	E.P.S. REGIMEN SUBSIDIADO	47.660.716.000			47.660.716.000	54.002.127.777	4.837.708.027	58.839.835.804	23.212.589.385	4.666.812.627	27.879.402.012	30.960.433.792	19.781.313.988
11110101 10	E.P.S. REGIMEN SUBSIDIADO	47.660.716.000			47.660.716.000	54.002.127.777	4.837.708.027	58.839.835.804	23.212.589.385	4.666.812.627	27.879.402.012	30.960.433.792	19.781.313.988
111102	E.P.S. REGIMEN CONTRIBUTIVO	1.721.314.000			1.721.314.000	2.215.982.559	365.959.044	2.581.941.603	462.163.329	213.044.083	675.207.412	1.906.734.191	1.046.106.588
11110201 10	E.P.S. REGIMEN CONTRIBUTIVO	1.721.314.000			1.721.314.000	2.215.982.559	365.959.044	2.581.941.603	462.163.329	213.044.083	675.207.412	1.906.734.191	1.046.106.588
111103	ENT.TERR.ATEN.POBLA.POBRE NO AFILIADA	20.215.521.000			20.215.521.000	16.834.519.719	4.404.289.705	21.238.809.424	16.234.728.121	4.618.016.362	20.852.744.483	386.064.941	-637.223.483
11110301	EN EL DEPARTAMENTO	19.732.125.000			19.732.125.000	16.355.567.545	4.390.942.014	20.746.509.559	16.149.594.313	4.596.915.246	20.746.509.559		-1.014.384.559
111103011	SISTEMA GENERAL DE PARTICIPACIONES	6.082.125.000			6.082.125.000	5.208.630.661	2.248.813.810	7.457.444.471	5.002.657.429	2.454.787.042	7.457.444.471		-1.375.319.471
1111030111 10	S.G.P. CON SITUACION DE FONDOS	624.680.529			624.680.529	205.973.232	1.794.026.768	2.000.000.000	2.000.000.000		2.000.000.000		-1.375.319.471
1111030112 10	S.G.P. SIN SITUACION DE FONDOS	5.457.444.471			5.457.444.471	5.002.657.429	454.787.042	5.457.444.471	5.002.657.429	454.787.042	5.457.444.471		
111103013 10	RECURSOS DEPARTAMENTALES (ESTAMPILLA)	13.650.000.000			13.650.000.000	11.146.936.884	2.142.128.204	13.289.065.088	11.146.936.884	2.142.128.204	13.289.065.088		360.934.912
11110302 10	OTROS DEPARTAMENTOS (OTROS VINCULADOS)	483.396.000			483.396.000	478.952.174	13.347.691	492.299.865	85.133.808	21.101.116	106.234.924	386.064.941	377.161.076
111105 10	MIN.PROTECCION SOCIAL - FOSYGA	1.688.409.000			1.688.409.000	1.544.726.732	137.586.064	1.682.312.796	459.392.428	85.404.771	544.797.199	1.137.515.597	1.143.611.801
111107 10	COMPAÑIAS DE SEGUROS-ACCIDENTES DE TRANSITO-SOAT	2.511.414.000			2.511.414.000	3.008.081.852	345.048.424	3.353.130.276	1.550.842.989	207.187.582	1.758.030.571	1.595.099.705	753.383.429
111108	OTRAS VENTAS DE SERVICIOS DE SALUD	3.138.841.000			3.138.841.000	3.067.557.007	383.124.637	3.450.681.644	675.405.855	56.771.832	732.177.687	2.718.503.957	2.406.663.313
11110801 10	ENTIDADES DE REGIMEN ESPECIAL	175.221.000			175.221.000	272.435.352	100.169.326	372.604.678	3.434.141	2.178.276	5.612.417	366.992.261	169.608.583
11110802 10	ADMINISTRADORA DE RIESGOS PROFESIONALES	344.781.000			344.781.000	254.576.516	2.921.805	257.498.321	34.346.697	150.100	34.496.797	223.001.524	310.284.203
11110803 10	USUARIOS VINCULADOS CUOTAS DE RECUPERACION	600.000.000			600.000.000	540.056.384	23.909.353	563.965.737	540.056.384	23.909.353	563.965.737		36.034.263
11110805 10	I.P.S. PRIVADAS	503.760.000			503.760.000	1.207.792.842		1.207.792.842	56.626.230	30.482.679	87.108.909	1.120.683.933	416.651.091
11110811 10	OTRAS ENTIDADES	1.515.079.000			1.515.079.000	792.695.913	256.124.153	1.048.820.066	40.942.403	51.424	40.993.827	1.007.826.239	1.474.085.173
1113	OTROS INGRESOS DE EXPLOTACION		10.973.526.516		10.973.526.516	5.360.000.000	5.613.526.516	10.973.526.516	5.360.000.000	1.000.000.000	6.360.000.000	4.613.526.516	4.613.526.516
111301 10	OTROS NACIONALES (REFORZAMIENTO ESTRUCTURAL)		5.360.000.000		5.360.000.000	5.360.000.000		5.360.000.000	5.360.000.000		5.360.000.000		
111302 10	OTROS NACIONALES (RADIOTERAPIA)		3.613.526.516		3.613.526.516		3.613.526.516	3.613.526.516				3.613.526.516	3.613.526.516
111303 10	OTROS NACIONALES (MEJORAMIENTO RED URGENCIAS Y ATENCION DE ECAT)		2.000.000.000		2.000.000.000		2.000.000.000	2.000.000.000		1.000.000.000	1.000.000.000	1.000.000.000	1.000.000.000
113	OTROS INGRESOS CORRIENTES	638.635.000	1.704.049.432		2.342.684.432	3.304.993.859	1.148.853.502	4.453.847.361	2.114.822.598	1.148.853.502	3.263.676.100	1.190.171.261	-920.991.668

EJECUCION PRESUPUESTAL DE INGRESOS
MES DE CORTE: DICIEMBRE 2013

Código	Rubros	Presupuesto Y Modificaciones				Reconocimientos			Recaudos			Saldo por Recaudar	Saldo por Ejecutar
		Presupuesto Inicial	Incorporaciones	Reduccion	Presupuesto Definitivo	Meses Anteriores	Del Mes	Total	Meses Anteriores	Del Mes	Total		
1131 10	ARRIENDOS	148.018.000			148.018.000	71.257.127	6.357.990	77.615.117	71.257.127	6.357.990	77.615.117		70.402.883
1132 10	INTERESES POR MORA VENTA DE SERVICIOS		1.704.049.432		1.704.049.432	1.352.566.780	822.653.602	2.175.220.382	1.352.566.780	822.653.602	2.175.220.382		-471.170.950
1134 10	OTROS	490.617.000			490.617.000	1.881.169.952	319.841.910	2.201.011.862	690.998.691	319.841.910	1.010.840.601	1.190.171.261	-520.223.601
12	INGRESOS DE CAPITAL	14.611.000			14.611.000	223.818.785	52.948.283	276.767.068	223.818.785	52.948.283	276.767.068		-262.156.068
123 10	RENDIMIENTOS FINANCIEROS	14.611.000			14.611.000	223.818.785	52.948.283	276.767.068	223.818.785	52.948.283	276.767.068		-262.156.068
13	CUENTAS POR COBRAR		36.695.626.906		36.695.626.906	35.117.123.562	1.578.503.344	36.695.626.906	35.117.123.562	1.578.503.344	36.695.626.906		
131	CUENTAS POR COBRAR VIG ANTERIOR		29.333.814.318		29.333.814.318	28.309.730.050	1.024.084.268	29.333.814.318	28.309.730.050	1.024.084.268	29.333.814.318		
1311 10	REGIMEN SUBSIDIADO		25.949.667.342		25.949.667.342	25.434.949.066	514.718.276	25.949.667.342	25.434.949.066	514.718.276	25.949.667.342		
1312 10	E.P.S. REGIMEN CONTRIBUTIVO		601.804.728		601.804.728	585.198.820	16.605.908	601.804.728	585.198.820	16.605.908	601.804.728		
1313 10	ENTIDAD TERRIT. ATENC. POBLAC. POBRE NO AFILIADA		951.892.946		951.892.946	510.436.529	441.456.417	951.892.946	510.436.529	441.456.417	951.892.946		
1314	OTROS		1.830.449.302		1.830.449.302	1.779.145.635	51.303.667	1.830.449.302	1.779.145.635	51.303.667	1.830.449.302		
131401 10	FOSYGA		722.694.163		722.694.163	722.694.163		722.694.163	722.694.163		722.694.163		
131402 10	ACCIDENTES DE TRANSITO - SOAT		664.677.701		664.677.701	655.426.181	9.251.520	664.677.701	655.426.181	9.251.520	664.677.701		
131405 10	OTRAS ENTIDADES		443.077.438		443.077.438	401.025.291	42.052.147	443.077.438	401.025.291	42.052.147	443.077.438		
132	CUENTAS POR COBRAR OTRAS VIGENCIAS		7.361.812.588		7.361.812.588	6.807.393.512	554.419.076	7.361.812.588	6.807.393.512	554.419.076	7.361.812.588		
1321 10	REGIMEN SUBSIDIADO		6.622.512.141		6.622.512.141	6.214.662.504	407.849.637	6.622.512.141	6.214.662.504	407.849.637	6.622.512.141		
1322 10	E.P.S. REGIMEN CONTRIBUTIVO		188.570.707		188.570.707	148.841.075	39.729.632	188.570.707	148.841.075	39.729.632	188.570.707		
1323 10	ENT. TERRIT. ATENC. POBLAC. POBRE NO AFILIADA		370.051.000		370.051.000	263.247.874	106.803.126	370.051.000	263.247.874	106.803.126	370.051.000		
1324	OTROS		180.678.740		180.678.740	180.642.059	36.681	180.678.740	180.642.059	36.681	180.678.740		
132401 10	FOSYGA		21.549.206		21.549.206	21.518.306	30.900	21.549.206	21.518.306	30.900	21.549.206		
132402 10	ACCIDENTES DE TRANSITO- SOAT		77.348.877		77.348.877	77.343.096	5.781	77.348.877	77.343.096	5.781	77.348.877		
132405 10	OTRAS ENTIDADES		81.780.657		81.780.657	81.780.657		81.780.657	81.780.657		81.780.657		
TOTALES		77.589.461.000	53.797.733.699,6		131.387.194.700	129.103.462.698	18.867.547.545	147.971.010.243	89.835.417.898	13.627.542.386	103.462.960.284	44.508.049.960	27.924.234.416


JUAN AGUSTIN RAMIREZ MONTOYA
Gerente


CIRO ALFONSO DURAN JAIMES
Subgerente Administrativo


LIBARDO DUARTE TOSCANO
Lider Programa Recursos Financieros


MARTHA ELENA RODRIGUEZ PEREZ
Profesional Universitario Presupuesto

800014918

EJECUCION PRESUPUESTAL DE GASTOS

MES DE CORTE DICIEMBRE 2013

Código	Rubros	Presupuesto Y Modificaciones				Compromisos			Obligaciones			Pagos			Saldo Presupuesto	Saldo C X P
		Presupuesto Inicial	Adicion	Reduccion	Presupuesto Definitivo	Meses Anteriores	Del Mes	Total	Meses Anteriores	Del Mes	Total	Meses Anteriores	Del Mes	Total		
2	GASTOS	77.589.461.000	58.097.733.700	4.300.000.000	131.387.194.700	102.954.200.565	1.770.302.351	104.724.502.916	92.597.035.360	12.127.467.556	104.724.502.916	78.338.590.803	10.190.303.452	88.528.894.255	26.662.691.784	16.195.608.661
21	GASTOS DE FUNCIONAMIENTO	63.970.975.000	9.627.908.441	3.565.000.000	70.033.883.441	59.396.357.071	2.207.247.663	61.603.604.734	52.732.635.879	8.870.968.855	61.603.604.734	43.066.281.568	8.393.670.612	51.459.952.180	8.430.278.707	10.143.652.554
211	GASTOS DE PERSONAL	51.410.446.941	5.393.083.265	3.385.000.000	53.418.530.206	49.449.804.352	1.937.730.912	51.387.535.264	43.689.555.437	7.697.979.827	51.387.535.264	35.170.193.768	7.377.946.605	42.548.140.373	2.030.994.942	8.839.394.891
2111	GASTOS DE ADMINISTRACION	10.323.496.850	1.360.000.000	680.000.000	11.003.496.850	10.312.410.146	250.827.157	10.563.237.303	8.914.063.597	1.649.173.706	10.563.237.303	8.175.615.442	1.376.270.068	9.551.885.510	440.259.547	1.011.351.793
211101	SERVICIOS PERSONALES ASOCIADOS A LA NOMINA	3.976.434.312	60.000.000	680.000.000	3.356.434.312	2.889.686.588	257.603.448	3.147.290.036	2.882.334.308	264.955.728	3.147.290.036	2.457.843.803	458.468.024	2.916.311.827	209.144.276	230.978.209
21110101	10 SUELDO	2.228.941.920	40.000.000	170.000.000	2.098.941.920	1.867.429.129	164.254.779	2.031.683.908	1.867.429.129	164.254.779	2.031.683.908	1.702.561.247	166.902.502	1.869.463.749	67.258.012	162.220.159
21110102	10 HORAS EXTRAS, FESTIVOS-RECARGO NOCTURNO	331.955.256	10.000.000	200.000.000	141.955.256	123.595.611	11.236.419	134.832.030	123.595.611	11.236.419	134.832.030	112.337.653	11.257.958	123.595.611	7.123.226	11.236.419
21110103	10 PRIMA TECNICA	321.323.688		140.000.000	181.323.688	160.219.919	14.492.016	174.711.935	160.219.919	14.492.016	174.711.935	145.727.903	14.492.016	160.219.919	6.611.753	14.492.016
21110104	OTROS	1.094.213.448	10.000.000	170.000.000	934.213.448	738.441.929	67.620.234	806.062.163	731.089.649	74.972.514	806.062.163	497.217.000	265.815.548	763.032.548	128.151.285	43.029.615
2111010401	10 INDEMNIZACION POR VACACIONES	64.277.398		40.000.000	24.277.398	17.256.192	7.021.206	24.277.398	17.256.192	7.021.206	24.277.398	12.138.773	5.117.419	17.256.192		7.021.206
2111010403	10 PRIMA DE VACACIONES	200.410.327		40.000.000	160.410.327	151.592.600	5.574.587	157.167.187	151.592.600	5.574.587	157.167.187	118.430.539	33.162.061	151.592.600	3.243.140	5.574.587
2111010404	10 BONIFICACION POR SERVICIOS PRESTADOS	62.375.306			62.375.306	46.048.816	7.218.629	53.267.445	46.048.816	7.218.629	53.267.445	41.183.172	4.865.644	46.048.816	9.107.861	7.218.629
2111010405	10 BONIFICACION ESPECIAL DE RECREACION	12.383.026	5.000.000		17.383.026	12.008.073	651.387	12.659.460	12.008.073	651.387	12.659.460	9.872.924	2.135.149	12.008.073	4.723.566	651.387
2111010406	10 PRIMA DE SERVICIOS	110.079.078			110.079.078	98.781.384		98.781.384	98.781.384		98,781,384	98,781,384		98,781,384	11,297,694	
2111010407	10 PRIMA DE NAVIDAD	267.803.708		40.000.000	227.803.708	180.227.183	31.942.899	212.170.082	180.227.183	31.942.899	212.170.082	7.267.420	204.902.662	212.170.082	15.633.626	
2111010408	10 PRIMA DE ANTIGUEDAD	81.050.669		10.000.000	71.050.669	28.297.868	2.065.929	30.363.797	28.297.868	2.065.929	30.363.797	28.236.049	61.819	28.297.868	40.686.872	2.065.929
2111010409	10 SUBSIDIO DE ALIMENTACION	51.330.420		10.000.000	41.330.420	34.847.992	3.004.023	37.852.015	34.847.992	3.004.023	37.852.015	31.654.582	3.193.410	34.847.992	3.478.405	3.004.023
2111010410	10 AUXILIO DE TRANSPORTE	67.878.648		10.000.000	57.878.648	46.527.650	3.950.350	50.478.000	46.527.650	3.950.350	50.478.000	42.215.400	4.312.250	46.527.650	7.400.648	3.950.350
2111010411	OTROS	176.624.868	5.000.000	20.000.000	161.624.868	122.854.171	6.191.224	129.045.395	115.501.891	13.543.504	129.045.395	107.436.757	8.065.134	115.501.891	32.579.473	13.543.504
211101041101	10 DOTACION	51.289.104	5.000.000		56.289.104	36.888.439	-511.280	36.377.159	29.536.159	6.841.000	36.377.159	28.213.759	1.322.400	29.536.159	19.911.945	6.841.000
211101041102	10 RECONOCIMIENTO POR COORDINACION	125.335.764		20.000.000	105.335.764	85.965.732	6.702.504	92.668.236	85.965.732	6.702.504	92.668.236	79.222.998	6.742.734	85.965.732	12.667.528	6.702.504
211102	SERVICIOS PERSONALES INDIRECTOS	5.140.199.399	1.300.000.000		6.440.199.399	6.372.070.956	-100.761.724	6.271.309.232	4.981.076.687	1.290.232.545	6.271.309.232	4.688.063.437	821.751.211	5.509.814.648	168.890.167	761.494.584
21110201	10 SUPERNUMERARIO	7.939.348			7.939.348		234.690	234.690		234.690	234,690			234,690	7,704,658	234,690
21110202	10 REMUNERACION POR SERVICIOS TECNICOS ADMINISTRATIVOS	5.116.697.854	1.300.000.000		6.416.697.854	6.366.765.456	-101.880.664	6.264.884.792	4.975.771.187	1.289.113.605	6.264.884.792	4.683.052.687	820.572.211	5.503.624.898	151.813.062	761.259.894
21110203	10 HONORARIOS	15.562.197			15.562.197	5.305.500	884.250	6.189.750	5.305.500	884.250	6,189,750	5,610,750	1,179,000	6,189,750	9,372,447	
211103	CONTRIBUCIONES A LA NOMINA SECTOR PRIVADO	483.986.088			483.986.088	443.653.914	40.332.174	483.986.088	443.653.914	40.332.174	483.986.088	443.653.914	40.332.174	483.986.088		
21110301	CONTRIBUCIONES INHERN.NOMINA SECTOR PRIVADO SIN SITUACION DE FONDOS	483.986.088			483.986.088	443.653.914	40.332.174	483.986.088	443.653.914	40.332.174	483.986.088	443.653.914	40.332.174	483.986.088		
2111030101	10 SALUD	229.427.039			229.427.039	210.308.120	19.118.919	229.427.039	210.308.120	19.118.919	229,427,039	210,308,120	19,118,919	229,427,039		
2111030102	10 PENSIONES	106.712.087			106.712.087	97.819.414	8.892.673	106.712.087	97.819.414	8.892.673	106,712,087	97,819,414	8,892,673	106,712,087		

Código	Rubros	Presupuesto Y Modificaciones				Compromisos			Obligaciones			Pagos			Saldo Presupuesto	Saldo C X P
		Presupuesto Inicial	Adicion	Reduccion	Presupuesto Definitivo	Meses Anteriores	Del Mes	Total	Meses Anteriores	Del Mes	Total	Meses Anteriores	Del Mes	Total		
2111030103	10 CESANTIAS	109.663.225			109.663.225	100.524.622	9.138.603	109.663.225	100.524.622	9.138.603	109.663.225	100.524.622	9.138.603	109.663.225		
2111030104	10 RIESGOS PROFESIONALES	38.183.737			38.183.737	35.001.758	3.181.979	38.183.737	35.001.758	3.181.979	38.183.737	35.001.758	3.181.979	38.183.737		
211104	CONTRIBUCIONES A LA NOMINA SECTOR PUBLICO	722.877.051			722.877.051	606.998.688	53.653.259	660.651.947	606.998.688	53.653.259	660.651.947	586.054.288	55.718.659	641.772.947	62.225.104	18.879.000
21110401	CONTRIBUCIONES INHERENTES A LA NOMINA SECTOR PUBLICO SIN SITUACION DE FONDOS	417.291.174			417.291.174	382.516.915	34.774.259	417.291.174	382.516.915	34.774.259	417.291.174	382.516.915	34.774.259	417.291.174		
2111040102	10 PENSIONES	222.035.853			222.035.853	203.532.868	18.502.985	222.035.853	203.532.868	18.502.985	222.035.853	203.532.868	18.502.985	222.035.853		
2111040103	10 CESANTIAS	195.255.321			195.255.321	178.984.047	16.271.274	195.255.321	178.984.047	16.271.274	195.255.321	178.984.047	16.271.274	195.255.321		
21110402	CONTRIBUCIONES INHERENTES A LA NOMINA SECTOR PUBLICO CON SITUACION FONDOS	305.585.877			305.585.877	224.481.773	18.879.000	243.360.773	224.481.773	18.879.000	243.360.773	203.537.373	20.944.400	224.481.773	62.225.104	18.879.000
2111040205	10 CAJA DE COMPENSACION FAMILIAR	135.815.936			135.815.936	98.454.081	8.391.100	106.845.181	98.454.081	8.391.100	106.845.181	89.145.281	9.308.800	98.454.081	28.970.755	8.391.100
2111040206	10 L.C.B.F.	101.861.967			101.861.967	73.838.286	6.292.700	80.130.986	73.838.286	6.292.700	80.130.986	66.856.886	6.981.400	73.838.286	21.730.981	6.292.700
2111040207	10 SENA	67.907.974			67.907.974	52.189.406	4.195.200	56.384.606	52.189.406	4.195.200	56.384.606	47.535.206	4.654.200	52.189.406	11.523.368	4.195.200
2112	GASTOS DE OPERACION	41.086.950.091	4.033.083.265	2.705.000.000	42.415.033.356	39.137.394.206	1.686.903.755	40.824.297.961	34.775.491.840	6.048.806.121	40.824.297.961	26.994.578.326	6.001.676.537	32.996.254.863	1.590.735.395	7.828.043.098
211201	SERVICIOS PERSONALES ASOCIADOS A LA NOMINA	17.751.607.841	50.000.000	2.705.000.000	15.096.607.841	13.419.331.489	1.153.585.431	14.572.916.920	13.418.271.489	1.154.645.431	14.572.916.920	11.541.095.101	1.988.808.239	13.529.903.340	523.690.921	1.043.013.580
21120101	10 SUELDO	9.172.976.736		1.160.000.000	8.012.976.736	7.185.676.539	636.947.978	7.822.624.517	7.185.676.539	636.947.978	7.822.624.517	6.548.309.666	676.191.604	7.224.501.270	190.352.219	598.123.247
21120102	10 HORAS EXTRAS, FESTIVOS-RECARGO NOCTURNO	2.580.251.772		20.000.000	2.560.251.772	2.274.350.563	204.917.415	2.479.267.978	2.274.350.563	204.917.415	2.479.267.978	2.055.877.588	218.472.975	2.274.350.563	80.983.794	204.917.415
21120103	10 PRIMA TECNICA	2.820.551.916		765.000.000	2.055.551.916	1.845.546.076	167.256.761	2.012.802.837	1.845.546.076	167.256.761	2.012.802.837	1.677.788.054	167.758.022	1.845.546.076	42.749.079	167.256.761
21120104	OTROS	3.177.827.417	50.000.000	760.000.000	2.467.827.417	2.113.758.311	144.463.277	2.258.221.588	2.112.698.311	145.523.277	2.258.221.588	1.259.119.793	926.385.638	2.185.505.431	209.605.829	72.716.157
2112010401	10 INDEMINIZACION POR VACACIONES	44.039.453		20.000.000	24.039.453	12.707.632	9.776.529	22.484.161	12.707.632	9.776.529	22.484.161	11.213.347	1.494.285	12.707.632	1.555.292	9.776.529
2112010403	10 PRIMA DE VACACIONES	762.894.163	50.000.000	250.000.000	562.894.163	535.362.458	9.964.051	545.326.509	535.362.458	9.964.051	545.326.509	455.918.132	79.444.326	535.362.458	17.567.654	9.964.051
2112010404	10 BONIFICACION POR SERVICIOS PRESTADOS	157.855.336			157.855.336	125.942.608	23.353.979	149.296.587	125.942.608	23.353.979	149.296.587	108.875.641	17.066.967	125.942.608	8.558.749	23.353.979
2112010405	10 BONIFICACION ESPECIAL DE RECREACION	50.961.092			50.961.092	46.311.515	1.015.590	47.327.105	46.311.515	1.015.590	47.327.105	39.064.958	7.246.557	46.311.515	3.633.987	1.015.590
2112010406	10 PRIMA DE SERVICIOS	407.000.019		40.000.000	367.000.019	349.854.174	3.282.728	353.136.902	349.854.174	3.282.728	353.136.902	349.854.174		349.854.174	13.863.117	3.282.728
2112010407	10 PRIMA DE NAVIDAD	1.127.675.948		240.000.000	887.675.948	747.415.349	72.807.120	820.222.469	747.415.349	72.807.120	820.222.469	18.746.663	801.475.806	820.222.469	67.453.479	
2112010408	10 PRIMA DE ANTIGUEDAD	249.021.438		70.000.000	179.021.438	160.545.880	8.432.566	108.978.446	100.545.880	8.432.566	108.978.446	97.178.810	3.367.070	100.545.880	70.042.992	8.432.566
2112010409	10 SUBSIDIO DE ALIMENTACION	124.186.500		30.000.000	94.186.500	79.069.354	6.272.877	85.342.231	79.069.354	6.272.877	85.342.231	72.496.223	6.573.131	79.069.354	8.844.269	6.272.877
2112010410	10 AUXILIO DE TRANSPORTE	22.626.216		5.000.000	17.626.216	9.945.200	726.150	10.671.350	9.945.200	726.150	10.671.350	9.287.200	658.000	9.945.200	6.954.866	726.150
2112010411	OTROS	231.567.252		105.000.000	126.567.252	106.604.141	8.831.687	115.435.828	105.544.141	9.891.687	115.435.828	96.484.645	9.059.496	105.544.141	11.131.424	9.891.687
211201041101	10 DOTACION	11.782.632			11.782.632	6.177.718	-115.000	6.062.718	5.117.718	945.000	6.062.718	5.117.718		5.117.718	5.719.914	945.000
211201041102	10 RECONOCIMIENTO POR COORDINACION	219.784.620		105.000.000	114.784.620	100.426.423	8.946.687	109.373.110	100.426.423	8.946.687	109.373.110	91.366.927	9.059.496	100.426.423	5.411.510	8.946.687

800014918

EJECUCION PRESUPUESTAL DE GASTOS

MES DE CORTE DICIEMBRE 2013

Código	Rubros	Presupuesto Y Modificaciones				Compromisos			Obligaciones			Pagos			Saldo Presupuesto	Saldo C X P
		Presupuesto Inicial	Adicion	Reduccion	Presupuesto Definitivo	Meses Anteriores	Del Mes	Total	Meses Anteriores	Del Mes	Total	Meses Anteriores	Del Mes	Total		
211202	SERVICIOS PERSONALES INDIRECTOS	17.332.197.828	3.983.083.265		21.315.281.093	20.484.748.890	65.490.015	20.550.238.905	16.123.906.524	4.426.332.381	20.550.238.905	10.315.163.298	3.538.193.789	13.853.357.087	765.042.188	6.696.881.818
21120201	10 SUPERNUMERARIO	19.830.041	15.000.000		34.830.041	25.406.058	6.929.496	32.335.554	25.406.058	6.929.496	32.335.554	19.638.373	5.767.685	25.406.058	2.494.487	6.929.496
21120202	10 REMUNERACION POR SERVICIOS TECNICOS OPERATIVOS	17.312.367.787	3.968.083.265		21.280.451.052	20.459.342.832	58.560.519	20.517.903.351	16.098.500.466	4.419.402.885	20.517.903.351	10.295.524.925	3.532.426.104	13.827.951.029	762.547.701	6.689.952.322
211203	CONTRIBUCIONES NOMINA SECTOR PRIVADO	2.507.447.710			2.507.447.710	2.298.493.736	208.953.974	2.507.447.710	2.298.493.736	208.953.974	2.507.447.710	2.298.493.736	208.953.974	2.507.447.710		
21120301	CONTRIBUCIONES INHER. A LA NOMINA SECTOR PRIVADO SIN SITUACION FONDOS	2.507.447.710			2.507.447.710	2.298.493.736	208.953.974	2.507.447.710	2.298.493.736	208.953.974	2.507.447.710	2.298.493.736	208.953.974	2.507.447.710		
2112030101	10 SALUD	1.126.119.665			1.126.119.665	1.032.276.355	93.843.310	1.126.119.665	1.032.276.355	93.843.310	1.126.119.665	1.032.276.355	93.843.310	1.126.119.665		
2112030102	10 PENSIONES	545.251.617			545.251.617	499.813.985	45.437.632	545.251.617	499.813.985	45.437.632	545.251.617	499.813.985	45.437.632	545.251.617		
2112030103	10 CESANTIAS	501.190.496			501.190.496	459.424.625	41.765.871	501.190.496	459.424.625	41.765.871	501.190.496	459.424.625	41.765.871	501.190.496		
2112030104	10 RIESGOS PROFESIONALES	334.885.932			334.885.932	306.978.771	27.907.161	334.885.932	306.978.771	27.907.161	334.885.932	306.978.771	27.907.161	334.885.932		
211204	CONTRIBUCIONES NOMINA SECTOR PUBLICO	3.495.696.712			3.495.696.712	2.934.820.091	258.874.335	3.193.694.426	2.934.820.091	258.874.335	3.193.694.426	2.839.826.191	265.720.535	3.105.546.726	302.002.286	88.147.700
21120401	CONTRIBUCIONES INHER. A LA NOMINA SECTOR PUBLICO SIN SITUACION FONDOS	2.048.719.499			2.048.719.499	1.877.992.864	170.726.635	2.048.719.499	1.877.992.864	170.726.635	2.048.719.499	1.877.992.864	170.726.635	2.048.719.499		
2112040101	10 SALUD	7.817.575			7.817.575	7.166.115	651.460	7.817.575	7.166.115	651.460	7.817.575	7.166.115	651.460	7.817.575		
2112040102	10 PENSIONES	1.106.112.308			1.106.112.308	1.013.936.275	92.176.033	1.106.112.308	1.013.936.275	92.176.033	1.106.112.308	1.013.936.275	92.176.033	1.106.112.308		
2112040103	10 CESANTIAS	934.789.616			934.789.616	856.890.474	77.899.142	934.789.616	856.890.474	77.899.142	934.789.616	856.890.474	77.899.142	934.789.616		
21120402	CONTRIBUCIONES INHER. A LA NOMINA SECTOR PUBLICO CON SITUACION FONDOS	1.446.977.213			1.446.977.213	1.056.827.227	88.147.700	1.144.974.927	1.056.827.227	88.147.700	1.144.974.927	961.833.327	94.993.900	1.056.827.227	302.002.286	88.147.700
2112040205	10 CAJA DE COMPENSACION FAMILIAR	643.100.977			643.100.977	462.783.819	39.177.800	501.961.619	462.783.819	39.177.800	501.961.619	420.564.019	42.219.800	462.783.819	141.139.358	39.177.800
2112040206	10 I.C.B.F.	482.325.740			482.325.740	347.072.114	29.381.800	376.453.914	347.072.114	29.381.800	376.453.914	315.408.014	31.664.100	347.072.114	105.871.826	29.381.800
2112040207	10 SENA	321.550.496			321.550.496	246.971.294	19.588.100	266.559.394	246.971.294	19.588.100	266.559.394	225.861.294	21.110.000	246.971.294	54.991.102	19.588.100
212	GASTOS GENERALES	9.859.576.000	3.879.825.176	180.000.000	13.559.401.176	7.149.582.568	260.485.082	7.410.067.650	6.246.110.291	1.163.957.359	7.410.067.650	5.325.829.511	782.682.894	6.108.512.405	6.149.333.526	1.301.555.245
2121	GASTOS DE ADMINISTRACION	2.683.662.000	839.730.248	50.000.000	3.473.392.248	3.138.121.345	79.438.694	3.217.560.039	2.833.200.250	384.359.789	3.217.560.039	2.214.714.687	340.360.696	2.555.075.383	255.832.209	662.484.656
212101	ADQUISICION DE BIENES	157.100.000	18.000.000		175.100.000	101.833.844	1.964.483	103.798.327	33.892.759	69.905.568	103.798.327	29.356.759	7.964.483	37.321.242	71.301.673	66.477.085
21210101	10 COMPRA DE EQUIPOS	150.000.000			150.000.000	94.018.163		94.018.163	26.077.078	67.941.085	94.018.163	21.541.078	6.000.000	27.541.078	55.981.837	66.477.085
21210102	MATERIALES	3.500.000	4.000.000		7.500.000	2.895.624	448.630	3.344.254	2.895.624	448.630	3.344.254	2.895.624	448.630	3.344.254	4.155.746	
2121010202	10 PAPELERIA	3.500.000	4.000.000		7.500.000	2.895.624	448.630	3.344.254	2.895.624	448.630	3.344.254	2.895.624	448.630	3.344.254	4.155.746	
21210103	10 GASTOS IMPREVISTOS B	3.600.000	14.000.000		17.600.000	4.920.057	1.515.853	6.435.910	4.920.057	1.515.853	6.435.910	4.920.057	1.515.853	6.435.910	11.164.090	
212102	ADQUISICION DE SERVICIOS	2.235.111.000	821.730.248		3.056.841.248	2.799.884.030	77.474.211	2.877.358.241	2.565.026.020	312.332.221	2.877.358.241	1.967.413.883	316.058.787	2.283.472.670	179.483.007	593.885.571
21210201	10 VIATICOS Y GASTOS DE VIAJE	10.000.000	4.000.000		14.000.000	13.475.999	-1	13.475.998	13.270.918	205.080	13.475.998	12.068.460	1.275.053	13.343.513	524.002	132.485
21210203	10 SEGUROS	950.000.000			950.000.000	826.544.843	43.649.644	870.194.487	826.544.842	43.649.645	870.194.487	453.905.577	100.000.000	553.905.577	79.805.513	316.288.910

800014918

EJECUCION PRESUPUESTAL DE GASTOS

MES DE CORTE DICIEMBRE 2013

Código	Rubros	Presupuesto Y Modificaciones				Compromisos			Obligaciones			Pagos			Saldo Presupuesto	Saldo C X P
		Presupuesto Inicial	Adicion	Reduccion	Presupuesto Definitivo	Meses Anteriores	Del Mes	Total	Meses Anteriores	Del Mes	Total	Meses Anteriores	Del Mes	Total		
21210204	10 COMUNICACIONES Y TRANSPORTES	10.000.000	7.000.000		17.000.000	9.383.080	637.500	10.020.580	8.708.080	1.312.500	10.020.580	8.033.080	1.987.500	10.020.580	6.979.420	
21210206	10 IMPRESOS Y PUBLICACIONES	15.000.000	4.000.000		19.000.000	15.665.156	83.800	15.748.956	14.465.156	1.283.800	15.748.956	14.137.356	1.011.600	15.148.956	3.251.044	600.000
21210207	10 VIGILANCIA	450.000.000			450.000.000	448.000.617	-5.397.322	442.603.295	368.307.246	74.296.049	442.603.295	256.863.171	74.296.050	331.159.221	7.396.705	111.444.074
21210208	10 BIENESTAR SOCIAL	50.000.000			50.000.000	35.065.768	11.245.460	46.311.228	35.065.768	11.245.460	46.311.228	5.550.788	29.514.980	35.065.768	3.688.772	11.245.460
21210209	10 COMISIONES BANCARIAS E INTERESES	83.867.000	500.000.000		583.867.000	497.994.754	24.416.370	522.411.124	497.994.754	24.416.370	522.411.124	497.994.754	24.401.441	522.396.195	61.455.876	14.929
21210210	10 CAPACITACION	6.244.000			6.244.000	250.000	1.075.156	1.325.156	250.000	1.075.156	1.325.156	250.000		250.000	4.918.844	1.075.156
21210211	10 GASTOS IMPREVISTOS	10.000.000	4.000.000		14.000.000	7.515.961	1.763.604	9.279.565	7.515.961	1.763.604	9.279.565	7.271.471	2.008.094	9.279.565	4.720.435	
21210212	10 ASEO	650.000.000	302.730.248		952.730.248	945.987.852		945.987.852	792.903.295	153.084.557	945.987.852	711.339.226	81.564.069	792.903.295	6.742.396	153.084.557
212103	CUOTAS DE AUDITAJE	291.451.000		50.000.000	241.451.000	236.403.471		236.403.471	234.281.471	2.122.000	236.403.471	217.944.045	16.337.426	234.281.471	5.047.529	2.122.000
21210301	10 CUOTAS DE AUDITAJE	291.451.000		50.000.000	241.451.000	236.403.471		236.403.471	234.281.471	2.122.000	236.403.471	217.944.045	16.337.426	234.281.471	5.047.529	2.122.000
2122	GASTOS DE OPERACION	7.135.510.000	3.040.094.928	130.000.000	10.045.604.928	4.005.267.633	181.046.388	4.186.314.021	3.406.716.451	779.597.570	4.186.314.021	3.104.921.234	442.322.198	3.547.243.432	5.859.290.907	639.070.589
212201	ADQUISICION DE BIENES	2.567.372.200	1.648.958.682	130.000.000	4.086.330.882	1.163.733.146	-73.683.486	1.110.049.660	958.343.851	151.705.809	1.110.049.660	773.132.463	98.497.919	871.630.382	2.976.281.222	238.419.278
21220101	10 MANTENIMIENTO HOSPITALARIO (INFRAEST.-DOTACION)	1.551.789.200	1.483.750.489		3.035.539.689	387.680.696	-59.474.407	328.206.289	287.602.988	40.603.301	328.206.289	252.383.548	8.959.678	261.343.226	2.707.333.400	66.863.063
21220102	OTROS	1.015.583.000	165.208.193	130.000.000	1.050.791.193	796.052.450	-14.209.079	781.843.371	670.740.863	111.102.508	781.843.371	520.748.915	89.538.241	610.287.156	268.947.822	171.556.215
2122010201	10 COMPRA DE EQUIPOS, INSTRUMENTACION MEDICO, ODONT.Y LABORATORIO	115.583.000			115.583.000	77.344.169	-967.440	76.376.729	48.101.012	28.275.717	76.376.729	47.061.188		47.061.188	39.206.271	29.315.541
2122010202	MATERIALES	900.000.000	165.208.193	130.000.000	935.208.193	718.708.281	-13.241.639	705.466.642	622.639.851	82.826.791	705.466.642	473.687.727	89.538.241	563.225.968	229.741.551	142.240.674
212201020201	10 COMBUSTIBLES Y LUBRICANTES	470.000.000		100.000.000	370.000.000	341.725.014	-29.295.058	312.429.956	284.165.785	28.264.171	312.429.956	251.406.089	23.189.944	274.596.033	57.570.044	37.833.923
212201020202	10 PAPELERIA Y UTILES DE OFICINA	180.000.000	85.000.000		265.000.000	222.076.837	-2.206.616	219.870.221	190.129.046	29.741.175	219.870.221	114.386.584	35.789.245	150.175.829	45.129.779	69.694.397
212201020203	10 ELEMENTOS DE ASEO	100.000.000	80.208.193		180.208.193	124.962.506	17.766.228	142.728.734	119.143.289	23.585.445	142.728.734	78.693.323	30.559.052	109.252.375	37.479.459	33.476.359
212201020204	10 OTROS MATERIALES (SALUD PUBLICA Y OCUPACIONAL)	80.000.000			80.000.000	3.845.000		3.845.000	3.845.000		3.845.000	3.845.000		3.845.000	76.155.000	
212201020206	10 ROPERIA	70.000.000		30.000.000	40.000.000	26.098.924	493.807	26.592.731	25.356.731	1.236.000	26.592.731	25.356.731		25.356.731	13.407.269	1.236.000
212202	ADQUISICION DE SERVICIOS	4.568.137.800	1.391.136.246		5.959.274.046	2.821.534.487	254.729.874	3.076.264.361	2.448.372.600	627.891.761	3.076.264.361	2.331.788.771	343.824.279	2.675.613.050	2.883.009.685	400.651.311
21220201	10 MANTENIMIENTO HOSPITALARIO	2.227.683.800	1.206.136.246		3.533.820.046	1.011.699.877	78.103.073	1.089.802.950	736.895.445	352.907.505	1.089.802.950	674.448.074	160.768.157	835.216.231	2.444.017.096	254.586.719
21220202	OTROS	2.240.454.000	185.000.000		2.425.454.000	1.809.834.610	176.626.801	1.986.461.411	1.711.477.155	274.984.256	1.986.461.411	1.657.340.697	183.056.122	1.840.396.819	438.992.589	146.064.592
2122020202	10 SERVICIOS PUBLICOS	2.039.404.000			2.039.404.000	1.562.067.351	147.409.379	1.709.536.730	1.504.372.679	205.164.051	1.709.536.730	1.504.372.679	130.783.642	1.635.156.321	329.867.270	74.380.409
2122020204	10 COMUNICACIONES Y TRANSPORTE	75.200.000	70.000.000		145.000.000	99.101.438	-12.167.745	86.933.693	72.497.589	14.436.104	86.933.693	62.666.473	5.260.116	67.926.589	58.066.307	19.007.104
2122020205	10 ARRENDAMIENTOS	12.000.000	30.000.000		42.000.000	11.659.139	2.617.200	14.276.339	10.127.939	4.148.400	14.276.339	9.362.339		9.362.339	27.723.661	4.914.000
2122020206	10 IMPRESOS Y PUBLICACIONES	60.000.000	70.000.000		130.000.000	101.893.946	15.528.479	117.422.425	91.749.177	25.673.248	117.422.425	70.894.640	12.055.416	82.950.056	12.577.575	34.472.369
2122020208	10 BIENESTAR SOCIAL	40.000.000			40.000.000	31.394.956	8.524.780	39.919.736	29.011.991	10.907.745	39.919.736	6.326.786	20.302.240	26.629.026	80.264	13.290.710
2122020209	10 CAPACITACION	2.050.000			2.050.000	2.000.000		2.000.000	2.000.000		2.000.000	2.000.000		2.000.000	50.000	

800014918

EJECUCION PRESUPUESTAL DE GASTOS


MES DE CORTE DICIEMBRE 2013

Código	Rubros	Presupuesto Y Modificaciones				Compromisos			Obligaciones			Pagos			Saldo Presupuesto	Saldo C X P
		Presupuesto Inicial	Adicion	Reduccion	Presupuesto Definitivo	Meses Anteriores	Del Mes	Total	Meses Anteriores	Del Mes	Total	Meses Anteriores	Del Mes	Total		
2122020210 10	GASTOS IMPREVISTOS	10.000.000			10.000.000										10.000.000	
2122020212 10	TRAMITES Y LICENCIAS	2.000.000	15.000.000		17.000.000	1.717.780	14.654.708	16.372.488	1.717.780	14.654.708	16.372.488	1.717.780	14.654.708	16.372.488	627.512	
2123	IMPUESTOS Y MULTAS	40.404.000			40.404.000	6.193.590		6.193.590	6.193.590		6.193.590	6.193.590		6.193.590	34.210.410	
212301 10	IMPUESTOS Y MULTAS	40.404.000			40.404.000	6.193.590		6.193.590	6.193.590		6.193.590	6.193.590		6.193.590	34.210.410	
213	TRANSFERENCIAS CORRIENTES	2.700.952.059	355.000.000		3.055.952.059	2.796.970.151	9.031.669	2.806.001.820	2.796.970.151	9.031.669	2.806.001.820	2.570.258.289	233.041.113	2.803.299.402	249.950.239	2.702.418
2131	TRANSFERENCIAS DE PREVISION Y SEGURIDAD SOCIAL	30.343.636	5.000.000		35.343.636	27.706.243	5.404.836	33.111.079	27.706.243	5.404.836	33.111.079	25.003.825	5.404.836	30.408.661	2.232.557	2.702.418
213101 10	PENSIONES Y JUBILACIONES	30.343.636	5.000.000		35.343.636	27.706.243	5.404.836	33.111.079	27.706.243	5.404.836	33.111.079	25.003.825	5.404.836	30.408.661	2.232.557	2.702.418
2132	OTRAS TRANSFERENCIAS	2.670.608.423	350.000.000		3.020.608.423	2.769.263.908	3.626.833	2.772.890.741	2.769.263.908	3.626.833	2.772.890.741	2.545.254.464	227.636.277	2.772.890.741	247.717.682	
213201 10	SENTENCIAS Y CONCILIACIONES	2.670.608.423	350.000.000		3.020.608.423	2.769.263.908	3.626.833	2.772.890.741	2.769.263.908	3.626.833	2.772.890.741	2.545.254.464	227.636.277	2.772.890.741	247.717.682	
22	GASTOS DE OPERACION COMERCIAL Y PRESTACION DE SERVICIOS	13.618.486.000	920.748.788	20.000.000	14.519.234.788	13.198.153.930	-954.636.676	12.243.517.254	9.504.709.917	2.738.807.337	12.243.517.254	4.912.619.671	1.764.599.296	6.677.218.967	2.275.717.534	5.566.298.287
221	GASTOS DE COMERCIALIZACION	13.618.486.000	920.748.788	20.000.000	14.519.234.788	13.198.153.930	-954.636.676	12.243.517.254	9.504.709.917	2.738.807.337	12.243.517.254	4.912.619.671	1.764.599.296	6.677.218.967	2.275.717.534	5.566.298.287
2211	COMPRA DE BIENES PARA LA VENTA	4.554.782.000	100.000.000		4.654.782.000	3.800.391.243	-192.228.821	3.608.162.422	2.773.438.991	834.723.431	3.608.162.422	1.391.157.669	573.218.499	1.964.376.168	1.046.619.578	1.643.786.254
221101 10	PRODUCTOS FARMACEUTICOS	4.554.782.000	100.000.000		4.654.782.000	3.800.391.243	-192.228.821	3.608.162.422	2.773.438.991	834.723.431	3.608.162.422	1.391.157.669	573.218.499	1.964.376.168	1.046.619.578	1.643.786.254
2212	GASTOS DE PRESTACION DE SERVICIOS	9.063.704.000	820.748.788	20.000.000	9.864.452.788	9.397.762.687	-762.407.855	8.635.354.832	6.731.270.926	1.904.083.906	8.635.354.832	3.521.462.002	1.191.380.797	4.712.842.799	1.229.097.956	3.922.512.033
221201	COMPRA DE BIENES PARA LA PRESTACION DE SERVICIOS	8.099.245.000	820.748.788		8.919.993.788	8.473.339.137	-494.148.798	7.979.190.339	6.240.984.852	1.738.205.487	7.979.190.339	3.127.483.622	1.149.276.599	4.276.760.221	940.803.449	3.702.430.118
22120101 10	MATERIAL MEDICO QUIRURGICO	6.224.404.000			6.224.404.000	6.089.192.056	-640.371.894	5.448.820.162	4.255.381.297	1.193.438.865	5.448.820.162	2.002.910.126	788.403.518	2.791.313.644	775.583.838	2.657.506.518
22120103 10	MATERIALES PARA LABORATORIO	1.588.027.976	770.748.788		2.358.776.764	2.195.192.170	138.469.414	2.333.661.584	1.816.403.760	517.257.824	2.333.661.584	1.057.991.512	346.019.937	1.404.011.449	25.115.180	929.650.135
22120104 10	MATERIALES PARA RAYOS X	36.813.024	50.000.000		86.813.024	61.710.464	18.538.682	80.249.146	61.710.348	18.538.798	80.249.146	44.000.396	10.728.144	54.728.540	6.563.878	25.520.606
22120105 10	PRESTACION DE SERVICIOS	250.000.000			250.000.000	127.244.447	-10.785.000	116.459.447	107.489.447	8.970.000	116.459.447	22.581.588	4.125.000	26.706.588	133.540.553	89.752.859
221202	GASTOS COMPLEMENTARIOS E INTERMEDIOS	964.459.000		20.000.000	944.459.000	924.423.550	-268.259.057	656.164.493	490.286.074	165.878.419	656.164.493	393.978.380	42.104.198	436.082.578	288.294.507	220.081.915
22120201 10	ALIMENTACION	964.459.000		20.000.000	944.459.000	924.423.550	-268.259.057	656.164.493	490.286.074	165.878.419	656.164.493	393.978.380	42.104.198	436.082.578	288.294.507	220.081.915
24	GASTOS DE INVERSION		13.973.526.516		13.973.526.516										13.973.526.516	
241	PROGRAMAS DE INVERSION		13.973.526.516		13.973.526.516										13.973.526.516	
2411	FORMACION BRUTA DE CAPITAL		13.973.526.516		13.973.526.516										13.973.526.516	
241101 10	PROYECTOS		13.973.526.516		13.973.526.516										13.973.526.516	
25	CUENTAS POR PAGAR VIGENCIA ANTERIOR		33.575.549.955	715.000.000	32.860.549.955	30.359.689.564	517.691.364	30.877.380.928	30.359.689.564	517.691.364	30.877.380.928	30.359.689.564	32.033.544	30.391.723.108	1.983.169.027	485.657.820
251	GASTOS DE PERSONAL		14.458.707.177	130.000.000	14.328.707.177	13.459.726.331	8.481.220	13.468.207.551	13.459.726.331	8.481.220	13.468.207.551	13.459.726.331	8.481.220	13.468.207.551	860.499.626	
2511 10	SERVICIOS PERSONALES ASOCIADOS A LA NOMINA		1.502.680.282		1.502.680.282	1.502.680.282		1.502.680.282	1.502.680.282		1.502.680.282	1.502.680.282		1.502.680.282		
2512 10	SERVICIOS PERSONALES INDIRECTOS		12.833.578.595	130.000.000	12.703.578.595	11.834.597.749	8.481.220	11.843.078.969	11.834.597.749	8.481.220	11.843.078.969	11.834.597.749	8.481.220	11.843.078.969	860.499.626	


EJECUCION PRESUPUESTAL DE GASTOS

MES DE CORTE DICIEMBRE 2013

Código	Rubros	Presupuesto Y Modificaciones			Compromisos			Obligaciones			Pagos			Saldo Presupuesto	Saldo C X P	
		Presupuesto Inicial	Adicion	Reduccion	Presupuesto Definitivo	Meses Anteriores	Del Mes	Total	Meses Anteriores	Del Mes	Total	Meses Anteriores	Del Mes			Total
2513 10	CONTRIBUCIONES INHERENTES A LA NOMINA		122.448.300		122.448.300	122.448.300		122.448.300	122.448.300		122.448.300	122.448.300		122.448.300		
252	GASTOS GENERALES		3.562.526.317	160.000.000	3.402.526.317	2.658.878.682	509.210.144	3.168.088.826	2.658.878.682	509.210.144	3.168.088.826	2.658.878.682	23.552.324	2.682.431.006	234.437.491	485.657.820
2521 10	ADQUISICION DE BIENES		687.550.000		687.550.000	659.886.196		659.886.196	659.886.196		659.886.196	659.886.196		659.886.196	27.663.804	
2522 10	ADQUISICION DE SERVICIOS		2.874.976.317	160.000.000	2.714.976.317	1.998.992.486	509.210.144	2.508.202.630	1.998.992.486	509.210.144	2.508.202.630	1.998.992.486	23.552.324	2.022.544.810	206.773.687	485.657.820
253	TRANSFERENCIAS CORRIENTES		908.127.217		908.127.217	908.127.217		908.127.217	908.127.217		908.127.217	908.127.217		908.127.217		
2531 10	TRANSFERENCIAS DE PREVISION Y SEGURIDAD SOCIAL		2.047.996		2.047.996	2.047.996		2.047.996	2.047.996		2.047.996	2.047.996		2.047.996		
2532 10	OTRAS TRANSFERENCIAS		906.079.221		906.079.221	906.079.221		906.079.221	906.079.221		906.079.221	906.079.221		906.079.221		
254	GASTOS DE OPERACION COMERCIAL Y PRESTACION DE SERVICIOS		14.646.189.244	425.000.000	14.221.189.244	13.332.957.334		13.332.957.334	13.332.957.334		13.332.957.334	13.332.957.334		13.332.957.334	888.231.910	
2541 10	GASTOS DE COMERCIALIZACION		5.248.140.102	275.000.000	4.973.140.102	4.638.568.865		4.638.568.865	4.638.568.865		4.638.568.865	4.638.568.865		4.638.568.865	334.571.237	
2542 10	GASTOS DE PRESTACION DE SERVICIOS		9.398.049.142	150.000.000	9.248.049.142	8.694.388.469		8.694.388.469	8.694.388.469		8.694.388.469	8.694.388.469		8.694.388.469	553.660.673	
TOTALES		77.589.461.000	58.097.733.700	4.300.000.000	131.387.194.700	102.954.200.565	1.770.302.351	104.724.502.916	92.597.035.360	12.127.467.556	104.724.502.916	78.338.590.803	10.190.303.452	88.528.894.255	26.662.691.784	16.195.608.661


JUAN AGUSTIN RAMIREZ MONTOYA
Gerente


CIRO ALFONSO DURAN JAMES
Subgerente Administrativo


LIBARDO DUARTE TOSCANO
Lider Programa Recursos Financieros


MARTHA ELENA RODRIGUEZ PEREZ
Profesional Universitario Presupuesto

