


EJECUCION PRESUPUESTAL DE INGRESOS
MES DE CORTE: MARZO 2018


Código	Rubros	Presupuesto Y Modificaciones			Reconocimientos			Recaudos			Saldo por Recaudar	Saldo por Ejecutar	
		Presupuesto Inicial	Incorporaciones	Reducciones	Presupuesto Definitivo	Meses Anteriores	Del Mes	Total	Meses Anteriores	Del Mes			Total
1	INGRESOS	114.452.165.000	16.707.395.664	5.000.000.000	126.159.560.664	29.414.245.627	15.037.239.736	44.451.485.363	19.405.964.194	7.021.904.442	26.427.868.636	99.731.692.028	
10	Disponibilidad Inicial		6.542.323.140		6.542.323.140	6.542.323.140		6.542.323.140	6.542.323.140		6.542.323.140		
11	INGRESOS CORRIENTES	114.262.165.000		5.000.000.000	109.262.165.000	14.536.540.890	13.179.844.309	27.716.385.199	4.528.259.457	5.164.509.015	9.692.768.472	99.569.356.528	
111	INGRESO DE EXPLOTACION	110.419.778.272		5.000.000.000	105.419.778.272	14.405.822.383	12.676.706.244	27.082.528.627	4.397.540.950	4.661.370.950	9.058.911.900	96.360.866.372	
1111	VENTA DE SERVICIOS	110.419.778.272		5.000.000.000	105.419.778.272	14.405.822.383	12.676.706.244	27.082.528.627	4.397.540.950	4.661.370.950	9.058.911.900	96.360.866.372	
111101	E.P.S. REGIMEN SUBSIDIADO	64.379.853.000			64.379.853.000	8.189.561.589	7.465.417.016	15.654.978.605	2.751.747.343	3.273.995.245	6.025.742.588	58.354.110.412	
11110101	E.p.s. Régimen Subsidiado	64.379.853.000			64.379.853.000	8.189.561.589	7.465.417.016	15.654.978.605	2.751.747.343	3.273.995.245	6.025.742.588	58.354.110.412	
111102	E.P.S. REGIMEN CONTRIBUTIVO	6.204.007.000			6.204.007.000	1.711.232.315	1.939.679.368	3.650.911.683	1.159.054.743	608.909.592	1.767.964.335	4.436.042.665	
11110201	E.p.s. Régimen Contributivo	6.204.007.000			6.204.007.000	1.711.232.315	1.939.679.368	3.650.911.683	1.159.054.743	608.909.592	1.767.964.335	4.436.042.665	
111103	ENTIDAD TERRIT. ATENCIÓN A LA POBLAC. POBRE EN LO NO CUBIERTO CON SUBSIDIO A LA DEMANDA	26.882.241.272			21.882.241.272	2.884.844.584	2.205.181.689	5.090.026.273	416.151.106	416.151.106	832.302.212	21.049.939.060	
11110301	POBLACION POBRE NO AFILIADA AL REG.SUBSIDIADO	26.325.318.272			21.325.318.272	2.794.332.698	2.157.349.858	4.951.682.556	416.151.106	416.151.106	832.302.212	20.493.016.060	
1111030101	SISTEMA GENERAL DE PARTICIPACIONES	4.993.813.272			4.993.813.272	832.302.212	416.151.106	1.248.453.318	416.151.106	416.151.106	832.302.212	4.161.511.060	
1111030103	RECURSOS DEPARTAMENTALES (ESTAMPILLA)	21.000.000.000			16.000.000.000	1.806.957.191	1.738.966.182	3.545.923.373	416.151.106	416.151.106	832.302.212	16.000.000.000	
1111030105	OTROS DEPARTAMENTOS	331.505.000			331.505.000	155.073.295	2.232.570	157.305.865			157.305.865	331.505.000	
11110302	SERVICIOS Y TECNOLOGIAS SIN COBERTURA A LOS AFILIADOS AL REGIMEN SUBSIDIADO	556.923.000			556.923.000	90.511.886	47.831.831	138.343.717			138.343.717	556.923.000	
1111030201	SISTEMA GENERAL DE PARTICIPACIONES	556.923.000			556.923.000	90.511.886	47.831.831	138.343.717			138.343.717	556.923.000	
111105	ADRES (ANTES FOSYGA)	2.563.862.000			2.563.862.000	599.587.101	121.413.238	661.000.339			661.000.339	2.563.862.000	
111106	Reclamaciones Ecot	106.073.000			106.073.000							106.073.000	
111107	Compañías de Seguros-Accidentes de Tránsito- SOAT	4.295.438.000			4.295.438.000	590.411.707	449.995.887	1.000.407.594	729.846	308.438.554	691.239.192	3.986.269.598	
111108	OTRAS VENTAS DE SERVICIOS DE SALUD	5.988.304.000			5.988.304.000	530.185.087	495.019.046	1.025.284.133	69.857.910	53.876.453	123.734.363	5.864.569.637	
11110801	Entidades de Régimen Especial	2.615.605.000			2.615.605.000	146.969.402	189.851.833	336.821.235		90.200	90.200	2.615.514.800	
11110802	Administradora de Riesgos Profesionales	263.006.000			263.006.000	10.916.759	14.276.871	25.193.630		1.377.511	1.377.511	261.628.489	
11110803	Usuarios Vinculados Cuotas de Recuperación	343.470.000			343.470.000	68.606.370	48.026.542	116.632.912	68.606.370	48.026.542	116.632.912	226.837.088	
11110805	E.p.s. Privadas	2.653.748.000			2.653.748.000	302.479.678	235.164.196	537.643.876	1.251.540	4.293.100	5.544.640	2.648.203.360	
11110811	Otras Entidades	112.475.000			112.475.000	1.212.878	7.699.602	8.912.480		89.100	89.100	112.385.900	
113	OTROS INGRESOS CORRIENTES	3.842.386.728			3.842.386.728	130.718.507	503.138.065	633.856.572	130.718.507	503.138.065	633.856.572	3.208.530.156	
1131	Arrendos	91.520.000			91.520.000	18.053.141	8.562.518	26.615.659	18.053.141	8.562.518	26.615.659	64.904.341	
1132	Intereses por Mora Venta de Servicios	250.000.000			250.000.000	86.844.966	473.208.290	560.053.256	86.844.966	473.208.290	560.053.256	-310.053.256	
1134	OTROS	3.500.866.728			3.500.866.728	25.820.400	21.367.257	47.187.657	25.820.400	21.367.257	47.187.657	3.453.679.071	
113401	Otros Ingresos	590.673.728			590.673.728	20.031.614	17.355.579	37.387.193	20.031.614	17.355.579	37.387.193	553.286.535	
113402	Servicios Vivir s.a.s.	651.563.000			651.563.000							651.563.000	
113403	Durian Medical s.a.s.	1.873.630.000			1.873.630.000							1.873.630.000	
113408	Docencia	185.000.000			185.000.000	5.788.786	4.011.678	9.800.464	5.788.786	4.011.678	9.800.464	175.199.536	
12	INGRESOS DE CAPITAL	190.000.000			190.000.000							184.188.442	
123	Rendimientos Financieros	190.000.000			190.000.000							184.188.442	


EJECUCION PRESUPUESTAL DE INGRESOS
MES DE CORTE: MARZO 2018

Código	Rubros	Presupuesto Y Modificaciones			Reconocimientos			Recaudos			Saldo por Ejecutar	
		Presupuesto Inicial	Incorporaciones	Reducciones	Presupuesto Definitivo	Meses Anteriores	Del Mes	Total	Meses Anteriores	Del Mes		Total
13	CUENTAS POR COBRAR	10.165.072.524			10.165.072.524	8.335.381.597	1.851.583.869	10.186.965.466	8.335.381.597	1.851.583.869	10.186.965.466	-21.892.942
131	CUENTAS POR COBRAR VIG ANTERIOR	7.219.366.923			7.219.366.923	5.824.057.652	1.415.067.774	7.239.125.426	5.824.057.652	1.415.067.774	7.239.125.426	-19.758.503
1311	Regimen Subsidiado	6.262.556.503			6.262.556.503	5.069.869.848	1.192.686.655	6.262.556.503	5.069.869.848	1.192.686.655	6.262.556.503	
1312	E.p.s. Régimen Contributivo	237.127.735			237.127.735	129.537.637	107.590.098	237.127.735	129.537.637	107.590.098	237.127.735	
1313	Entidad Terr. Atenc. Poblac. Pobre no Afiliada	48.400			48.400	48.400		48.400	48.400		48.400	
1314	OTROS	719.634.285			719.634.285	624.601.767	114.791.021	739.392.788	624.601.767	114.791.021	739.392.788	-19.758.503
131402	Accidentes de Tránsito - SOAT	462.674.091			462.674.091	450.037.514	24.603.302	474.640.816	450.037.514	24.603.302	474.640.816	-11.966.725
131403	E.p.s. Privadas	88.679.500			88.679.500	65.553.100	30.875.678	96.428.778	65.553.100	30.875.678	96.428.778	-7.749.278
131404	Ent. Régimen Especial	134.778.196			134.778.196	82.043.208	52.734.988	134.778.196	82.043.208	52.734.988	134.778.196	
131405	Otras Entidades	33.502.498			33.502.498	26.967.945	6.577.053	33.544.998	26.967.945	6.577.053	33.544.998	-42.500
132	CUENTAS POR COBRAR OTRAS VIGENCIAS	2.945.705.601			2.945.705.601	2.511.323.945	436.516.095	2.947.840.040	2.511.323.945	436.516.095	2.947.840.040	-2.134.439
1321	Regimen Subsidiado	590.943.962			590.943.962	424.880.886	166.063.076	590.943.962	424.880.886	166.063.076	590.943.962	
1322	E.P.S. Régimen Contributivo	257.186.435			257.186.435	233.688.430	23.498.005	257.186.435	233.688.430	23.498.005	257.186.435	
1324	OTROS	201.094.875			201.094.875	191.051.582	12.177.732	203.229.314	191.051.582	12.177.732	203.229.314	-2.134.439
132402	Accidentes de Tránsito - SOAT	23.780.761			23.780.761	23.511.705	2.403.495	25.915.200	23.511.705	2.403.495	25.915.200	-2.134.439
132403	E.p.s. Privadas	162.486.677			162.486.677	162.486.677		162.486.677	162.486.677		162.486.677	
132404	Ent. Régimen Especial	14.827.437			14.827.437	5.053.200	9.774.237	14.827.437	5.053.200	9.774.237	14.827.437	
1325	OTROS INGRESOS CORRIENTES	1.896.480.329			1.896.480.329	1.661.703.047	234.777.282	1.896.480.329	1.661.703.047	234.777.282	1.896.480.329	
132501	Dumiban Medical S.A.S.	1.661.703.047			1.661.703.047	1.661.703.047		1.661.703.047	1.661.703.047		1.661.703.047	
132502	SERVICIOS VIVIR S.A.S.	234.777.282			234.777.282	234.777.282		234.777.282	234.777.282		234.777.282	
	TOTALES	114.452.165.000	16.707.395.664,0	5.000.000.000	126.159.560.664	29.414.245.627	15.037.239.736	44.451.485.363	19.405.964.194	7.021.904.442	26.427.868.636	99.731.692.028


JUAN AGUSTÍN RAMÍREZ-MORFOYA
 Gerente


LUIS ALBERTO DIAZ PEREZ
 Subgerente Administrativo


LEONARDO DUARTE TOSCANO
 Líder Programa Recursos Financieros


MARTHA ELENA RODRIGUEZ PEREZ
 Profesional Universitario Presupuesto

Código	Rubros	Presupuesto Y Modificaciones			Compromisos			Obligaciones			Pagos			Saldo Presupuesto	Saldo C X P	
		Presupuesto Inicial	Adicion	Reduccion	Presupuesto Definitivo	Meses Anteriores	Del Mes	Total	Meses Anteriores	Del Mes	Total	Meses Anteriores	Del Mes			Total
2	GASTOS	114.452.165.000	17.107.395.664	5.400.000.000	126.159.560.664	59.612.735.741	18.906.820.316	78.519.556.057	22.706.181.043	11.965.139.508	34.671.320.551	16.821.080.280	8.843.353.863	25.664.434.143	47.640.004.607	9.006.886.401
21	GASTOS DE FUNCIONAMIENTO	91.074.324.184	1.296.993.934	5.400.000.000	96.971.318.118	43.957.165.140	6.878.924.370	50.836.089.510	9.997.480.715	8.575.051.795	18.572.532.510	5.721.038.501	7.068.262.591	12.789.301.092	36.135.228.608	5.783.231.411
211	GASTOS DE PERSONAL	71.821.551.565	90.081.691	5.000.000.000	66.911.633.256	38.340.087.022	2.638.110.942	40.978.197.964	8.548.242.723	6.654.967.841	15.203.210.564	4.841.650.659	5.501.266.083	10.342.916.742	25.933.435.292	4.860.293.822
2111	GASTOS DE ADMINISTRACION	13.523.571.893	90.081.691	1.380.821.590	12.232.831.994	7.447.437.824	423.018.506	7.870.456.330	1.549.137.411	1.199.543.779	2.748.681.190	1.116.762.929	1.100.113.270	2.216.876.199	4.362.375.664	531.804.991
211101	SERVICIOS PERSONALES ASOCIADOS A LA NOMINA	4.103.083.172		309.956.430	3.793.126.742	569.186.189	304.834.307	874.020.496	569.186.189	304.834.307	874.020.496	252.773.145	244.331.084	497.104.229	2.919.106.246	376.916.261
21110101	Sueldo	2.537.169.132		211.430.761	2.325.738.371	364.468.699	182.979.584	547.448.283	364.468.699	182.979.584	547.448.283	180.962.211	183.506.488	364.468.699	1.778.290.088	182.979.584
21110102	Jornas Extras, Festivos, Recargo Nocturno	242.788.116		20.232.343	222.555.773	29.434.982	20.241.014	49.675.996	29.434.982	20.241.014	49.675.996	16.317.662	13.117.320	29.434.982	172.879.777	20.241.014
21110103	Prima tecnica	310.382.508		25.865.209	284.517.299	39.249.636	20.380.564	59.630.200	39.249.636	20.380.564	59.630.200	18.295.503	20.954.133	39.249.636	224.887.099	20.380.564
21110104	OTROS	1.012.743.416		52.428.117	960.315.299	136.032.872	81.233.145	217.266.017	186.032.872	81.233.145	217.266.017	37.197.769	26.753.143	63.950.912	743.049.282	153.315.105
2111010401	Indemnizacion por Vacaciones	81.308.338		6.775.696	74.532.642	7.636.281	3.988.662	11.224.943	7.636.281	3.988.662	11.224.943	3.186.492	4.449.789	7.636.281	63.307.699	3.588.662
2111010403	Prima de Vacaciones	164.930.621		13.744.218	151.186.403	17.406.674	10.662.135	28.068.809	17.406.674	10.662.135	28.068.809	12.367.941	5.038.733	17.406.674	123.117.594	10.662.135
2111010404	Bonificacion por Servicios Prestados	92.983.275		7.748.606	85.234.669	9.349.826	5.284.965	14.634.795	9.349.826	5.284.965	14.634.795	6.015.051	3.334.775	9.349.826	70.599.874	5.284.969
2111010405	Bonificacion Especial de Recreacion	14.095.397		1.174.616	12.920.781	2.042.336	1.216.134	3.258.470	2.042.336	1.216.134	3.258.470	1.246.801	795.535	2.042.336	9.662.311	1.216.134
2111010406	Prima de Servicios	120.432.548			120.432.548	35.046.676	16.703.480	51.750.156	35.046.676	16.703.480	51.750.156	1.639.716	1.639.716	66.682.392	50.110.440	
2111010407	Prima de Navidad	263.173.461			263.173.461	38.675.000	19.337.506	58.012.500	38.675.000	19.337.506	58.012.500	1.702.550	1.702.550	205.160.961	58.012.500	
2111010408	Prima de Antiguedad	49.781.403		4.148.450	45.632.953	1.702.550	12.069.843	13.772.393	1.702.550	12.069.843	13.772.393	1.702.550	1.702.550	31.860.560	12.069.843	
2111010409	Subsidio de Alimentacion	43.503.492		3.625.291	39.878.201	4.467.803	2.345.547	6.813.350	4.467.803	2.345.547	6.813.350	2.171.876	2.295.927	4.467.803	33.064.851	2.345.547
2111010410	Auxilio de Transporte	50.743.812		4.228.651	46.515.161	6.883.398	3.613.711	10.497.109	6.883.398	3.613.711	10.497.109	3.346.136	3.537.262	6.883.398	36.018.052	3.613.711
2111010411	OTROS	131.791.068		10.982.589	120.808.480	12.822.328	6.411.164	19.233.492	12.822.328	6.411.164	19.233.492	5.521.206	7.301.122	12.822.328	101.574.988	6.411.164
21110104101	Dotacion	36.284.125		3.023.677	33.260.448									33.260.448		
211101041102	Reconocimiento por Coordinacion	95.506.944		7.958.912	87.548.032	12.822.328	6.411.164	19.233.492	12.822.328	6.411.164	19.233.492	5.521.206	7.301.122	12.822.328	68.314.540	6.411.164
211102	SERVICIOS PERSONALES INDIRECTOS	8.157.885.157	90.081.691	1.070.865.160	7.177.101.688	6.693.133.917	20.290.188	6.713.424.105	794.833.504	796.815.461	1.591.648.965	793.661.641	786.801.324	1.580.462.965	463.677.583	11.186.000
21110201	Supermerario	19.985.294			19.985.294									19.985.294		
21110202	Remuneracion por Servicios Técnicos Administrativos	7.875.419.863		1.070.865.160	6.804.554.703	6.586.918.392	19.118.325	6.606.036.717	785.699.670	784.457.598	1.570.157.268	785.699.670	784.457.598	1.570.157.268	198.517.986	11.186.000
21110203	Honorarios	250.000.000	90.081.691		340.081.691	106.215.625	1.171.863	107.387.388	9.133.834	12.357.863	21.491.697	7.961.971	2.343.726	10.305.697	232.694.308	11.186.000
21110204	REMUNERACION APRENDICES DEL SENA	12.480.000			12.480.000									12.480.000		
211103	CONTRIBUCIONES A LA NOMINA SECTOR PRIVADO	429.493.009			429.493.009	65.666.639	34.974.607	100.641.246	65.666.639	34.974.607	100.641.246	26.701.751	26.560.238	53.261.989	328.651.763	47.379.257
21110301	CONTRIBUCIONES INHERN NOMINA SECTOR PRIVADO SISTEMA GENERAL DE PARTICIPACIONES	382.174.414			382.174.414	63.695.736	31.847.868	95.543.604	63.695.736	31.847.868	95.543.604	26.165.993	26.165.993	52.331.986	286.630.810	43.211.618
2111030101	Salud	223.567.910			223.567.910	37.261.318	18.630.659	55.891.977	37.261.318	18.630.659	55.891.977	18.630.659	18.630.659	37.261.318	167.675.933	18.630.659
2111030102	Pensiones	90.474.068			90.474.068	15.070.668	7.535.334	22.606.002	15.070.668	7.535.334	22.606.002	7.535.334	7.535.334	15.070.668	67.818.006	7.535.334
2111030103	Cesantías	68.182.496			68.182.496	11.363.750	5.681.875	17.045.625	11.363.750	5.681.875	17.045.625			51.136.871	17.045.625	
21110302	CONTRIBUCIONES INHER. A LA NOMINA SECTOR PRIVADO RECURSOS PROPIOS	47.318.595			47.318.595	1.970.903	3.126.739	5.097.642	1.970.903	3.126.739	5.097.642	535.758	394.245	930.003	42.220.953	4.167.639
2111030201	Salud	25.036.853			25.036.853	183.955	1.522.033	1.705.988	183.955	1.522.033	1.705.988	53.016	130.939	183.955	23.330.865	1.522.033

Nombre reporte : PSRPGejecucionMensualContraloria

Código	Rubros	Presupuesto Y Modificaciones			Compromisos			Obligaciones			Pagos			Saldo Presupuesto	Saldo C X P	
		Presupuesto Inicial	Adicion	Reduccion	Presupuesto Definitivo	Meses Anteriores	Del Mes	Total	Meses Anteriores	Del Mes	Total	Meses Anteriores	Del Mes			Total
211103020 10	Pensiones	9.975.435			9.975.435	746.048	867.592	1.613.640	746.048	867.592	1.613.640	482.742	263.306	746.048	8.361.795	867.592
211103030 10	Cesantías	12.306.307			12.306.307	1.040.900	737.114	1.778.014	1.040.900	737.114	1.778.014				10.528.293	1.778.014
211104	CONTRIBUCIONES A LA NOMINA SECTOR PUBLICO	833.110.555			833.110.555	119.451.079	62.919.404	182.370.483	119.451.079	62.919.404	182.370.483	43.626.392	42.420.624	86.047.016	650.740.072	96.323.467
21110401	CONTRIBUCIONES INHERENTES A LA NOMINA SECTOR PUBLICO SISTEMA GENERAL DE PARTICIPACIONES	468.099.386			468.099.386	78.016.564	39.008.282	117.024.846	78.016.564	39.008.282	117.024.846	22.417.272	22.417.272	44.834.544	351.074.540	72.190.302
211104010 10	Salud	4.853.642			4.853.642	808.940	404.470	1.213.410	808.940	404.470	1.213.410	404.470	404.470	808.940	3.640.232	404.470
2111040102 10	Pensiones	232.053.488			232.053.488	38.675.582	19.337.791	58.013.373	38.675.582	19.337.791	58.013.373	19.337.791	19.337.791	38.675.582	174.040.115	19.337.791
2111040103 10	Cesantías	199.092.126			199.092.126	33.182.020	16.591.010	49.773.030	33.182.020	16.591.010	49.773.030				149.319.096	49.773.030
2111040104 10	Riesgos Profesionales	32.100.130			32.100.130	5.350.022	2.675.011	8.025.033	5.350.022	2.675.011	8.025.033	2.675.011	2.675.011	5.350.022	24.075.097	2.675.011
21110402	CONTRIBUCIONES INHERENTES A LA NOMINA SECTOR PUBLICO RECURSOS PROPIOS	365.011.169			365.011.169	41.434.515	23.911.122	65.345.637	41.434.515	23.911.122	65.345.637	21.209.120	20.003.352	41.212.472	299.665.532	24.133.165
2111040202 10	Pensiones	25.370.714			25.370.714	122.894	1.021.620	1.144.514	122.894	1.021.620	1.144.514	120.631	2.263	122.894	24.226.200	1.021.620
2111040203 10	Cesantías	19.984.885			19.984.885	222.043	713	222.756	222.043	713	222.756				19.762.129	222.756
2111040204 10	Riesgos Profesionales	8.536.555			8.536.555	156.678	656.589	813.267	156.678	656.589	813.267	42.389	114.289	156.678	7.723.288	656.589
2111040205 10	Caja de Compensacion Familiar	138.275.112			138.275.112	18.191.600	9.880.600	28.072.200	18.191.600	9.880.600	28.072.200	9.353.300	8.838.300	18.191.600	110.202.912	9.880.600
2111040206 10	I.C.B.F.	103.706.335			103.706.335	13.642.300	7.409.700	21.052.000	13.642.300	7.409.700	21.052.000	7.014.500	6.627.800	13.642.300	82.654.335	7.409.700
2111040207 10	Sena	69.137.568			69.137.568	9.099.000	4.941.900	14.040.900	9.099.000	4.941.900	14.040.900	4.678.300	4.420.700	9.099.000	55.096.668	4.941.900
2112	GASTOS DE OPERACION	58.297.979.672			54.678.801.262	30.892.649.198	2.215.092.438	33.107.741.634	6.995.105.312	5.455.424.062	12.454.529.374	3.724.887.730	4.401.152.813	8.126.040.543	21.571.059.628	4.328.488.831
211201	SERVICIOS PERSONALES ASOCIADOS A LA NOMINA	21.254.667.783			21.254.667.783	3.028.119.723	1.580.633.427	4.608.753.150	3.028.119.723	1.580.633.427	4.608.753.150	1.380.195.144	1.307.772.899	2.687.968.043	15.026.736.223	1.920.785.107
21120101 10	Sueldo	12.915.788.340			11.839.472.645	1.883.017.849	954.041.192	2.837.059.041	1.883.017.849	954.041.192	2.837.059.041	935.844.989	947.172.860	1.883.017.849	9.002.413.604	954.041.192
21120102 10	Horas Extras, Festivos- Recargo Nocturno	3.791.380.032			3.475.431.696	460.648.515	330.004.451	790.652.966	460.648.515	330.004.451	790.652.966	258.616.995	202.031.520	460.648.515	2.684.778.730	330.004.451
21120103 10	Prima técnica	1.083.828.480			993.509.440	152.661.131	76.424.064	229.085.195	152.661.131	76.424.064	229.085.195	76.237.067	76.424.064	152.661.131	76.424.245	76.424.064
21120104	OTROS	3.463.670.931			3.327.075.592	531.792.228	220.163.720	751.955.948	531.792.228	220.163.720	751.955.948	109.496.093	82.144.455	191.640.548	2.575.119.644	560.315.400
2112010401 10	Indemnización por Vacaciones	63.478.794			58.188.894	1.695.128	1.695.128	1.695.128	1.695.128	1.695.128	1.695.128	728.344	966.784	1.695.128	56.493.766	
2112010403 10	Prima de Vacaciones	690.317.744			632.791.265	87.822.194	11.442.778	99.264.972	87.822.194	11.442.778	99.264.972	52.803.378	35.018.816	87.822.194	533.526.293	11.442.778
2112010404 10	Bonificación por Servicios Prestados	382.937.520			351.026.060	50.441.470	20.167.910	70.609.380	50.441.470	20.167.910	70.609.380	27.728.112	22.713.358	50.441.470	280.416.680	20.167.910
2112010405 10	Bonificación Especial de Recreación	71.754.365			65.774.835	9.451.088	1.094.048	10.545.136	9.451.088	1.094.048	10.545.136	5.688.282	3.762.806	9.451.088	55.229.699	1.094.048
2112010406 10	Prima de Servicios	566.710.539			566.710.539	162.085.377	80.260.640	242.346.017	162.085.377	80.260.640	242.346.017	454.528	1.109.571	1.564.097	324.364.522	240.781.920
2112010407 10	Prima de Navidad	1.257.816.325			1.257.816.325	180.357.316	89.815.200	270.172.516	180.357.316	89.815.200	270.172.516	138.656	588.260	726.916	987.643.809	269.445.600
2112010408 10	Prima de Antigüedad	174.726.707			160.166.148	17.823.664	4.680.078	22.503.742	17.823.664	4.680.078	22.503.742	10.835.095	6.988.569	17.823.664	137.662.406	4.680.078
2112010409 10	Subsidio de Alimentación	93.425.532			85.640.071	1.885.599	967.610	2.853.209	1.885.599	967.610	2.853.209	912.264	973.335	1.885.599	82.786.862	967.610
2112010410 10	Auxilio de Transporte	19.676.172			18.036.491	2.905.083	1.490.766	4.395.849	2.905.083	1.490.766	4.395.849	1.405.496	1.499.587	2.905.083	13.640.642	1.490.766
2112010411	OTROS	142.827.233			130.924.964	17.325.309	10.244.690	27.569.995	17.325.309	10.244.690	27.569.995	8.801.940	8.523.369	17.325.309	103.354.965	10.244.690
21120104101 10	Dotacion	7.061.885			6.473.395										6.473.395	

E.S.E. HOSPITAL UNIVERSITARIO ERASMO MEOSZ
800014918
EJECUCION PRESUPUESTAL DE GASTOS
MES DE CORTE MARZO 2018



Código	Rubros	Presupuesto Y Modificaciones			Compromisos			Obligaciones			Pagos			Saldo C X P
		Presupuesto Inicial	Presupuesto Definitivo	Reduccion	Meses Anteriores	Del Mes	Total	Meses Anteriores	Del Mes	Total	Meses Anteriores	Del Mes	Total	
2112004102	10	135.765.348	124.451.569	11.313.779	17.325.309	10.244.690	27.569.999	17.325.309	10.244.690	27.569.999	8.801.940	17.325.309	96.881.570	10.244.690
211202		29.599.155.354	27.599.155.354	2.000.000.000	26.841.685.514	84.256.674	26.925.942.188	2.948.141.628	3.324.588.300	6.272.729.928	1.939.897.004	4.648.481.262	673.213.166	1.624.248.666
21120201	10	180.475.776	180.475.776		10.468.913	4.256.674	14.725.587	10.468.913	4.256.674	14.725.587	6.167.766	10.468.913	165.750.189	4.256.674
21120202	10	29.418.679.578	27.418.679.578	2.000.000.000	26.831.216.601	80.000.000	26.911.216.601	2.937.672.715	3.320.331.626	6.258.004.341	1.933.729.238	4.638.012.349	507.462.977	1.619.991.992
211203		2.895.918.348	2.895.918.348		373.930.260	202.175.245	576.105.505	373.930.260	202.175.245	576.105.505	147.053.291	288.423.036	2.319.812.843	287.682.469
21120301	10	1.081.088.848	1.081.088.848		180.181.476	90.090.738	270.272.214	180.181.476	90.090.738	270.272.214	90.090.738	180.181.476	810.816.634	90.090.738
21120302	10	419.885.019	419.885.019		69.980.838	34.990.419	104.971.257	69.980.838	34.990.419	104.971.257	34.990.419	69.980.838	314.913.762	34.990.419
21120303	10	425.206.078	425.206.078		70.867.678	35.433.839	106.301.517	70.867.678	35.433.839	106.301.517			318.904.561	106.301.517
21120302		395.290.548	395.290.548		25.898.873	21.554.867	47.453.740	25.898.873	21.554.867	47.453.740	15.681.110	25.898.873	347.806.808	21.554.867
21120302	10	321.885.728	321.885.728		12.361.849	8.907.584	21.269.433	12.361.849	8.907.584	21.269.433	6.291.024	12.361.849	300.616.295	8.907.584
21120303	10	252.562.127	252.562.127		14.639.546	11.197.798	25.837.344	14.639.546	11.197.798	25.837.344			226.774.783	25.837.344
211204		4.548.238.187	4.548.238.187		648.913.701	348.027.090	996.940.791	648.913.701	348.027.090	996.940.791	257.742.291	501.168.202	3.551.297.396	495.771.589
21120401		2.217.359.527	2.217.359.527		369.559.920	184.779.960	554.339.880	369.559.920	184.779.960	554.339.880	119.027.785	238.053.570	1.663.019.647	316.284.310
21120402	10	1.108.491.477	1.108.491.477		184.748.578	92.374.289	277.122.867	184.748.578	92.374.289	277.122.867	92.374.289	184.748.578	81.368.610	92.374.289
21120403	10	789.026.095	789.026.095		131.504.350	65.752.175	197.256.525	131.504.350	65.752.175	197.256.525			591.769.570	197.256.525
21120404	10	319.841.955	319.841.955		53.306.992	26.653.496	79.960.488	53.306.992	26.653.496	79.960.488	26.653.496	53.306.992	239.881.467	26.653.496
21120402		2.330.878.660	2.330.878.660		279.353.781	163.247.130	442.600.911	279.353.781	163.247.130	442.600.911	138.714.506	763.112.632	1.888.277.749	179.488.279
21120402	10	18.878.452	18.878.452		982.941	519.400	1.502.341	982.941	519.400	1.502.341	489.928	982.941	17.376.111	519.400
21120402	10	262.823.455	262.823.455		25.917.783	22.749.532	48.667.315	25.917.783	22.749.532	48.667.315	16.609.474	25.917.783	214.156.140	22.749.532
21120403	10	210.997.099	210.997.099		16.241.149	12.920.194	29.161.343	16.241.149	12.920.194	29.161.343			181.835.756	29.161.343
21120404	10	119.482.774	119.482.774		4.447.808	5.358.704	9.806.512	4.447.808	5.358.704	9.806.512	2.388.804	4.447.808	109.576.262	5.358.704
21120405	10	763.865.274	763.865.274		103.007.700	54.082.700	157.090.400	103.007.700	54.082.700	157.090.400	52.988.700	103.007.700	606.774.874	54.082.700
21120406	10	572.898.963	572.898.963		77.246.900	40.567.000	117.813.900	77.246.900	40.567.000	117.813.900	39.738.600	77.246.900	455.085.063	40.567.000
21120407	10	381.932.643	381.932.643		51.509.500	27.049.600	78.559.100	51.509.500	27.049.600	78.559.100	26.499.000	51.509.500	303.373.543	27.049.600
212		18.075.336.332	18.075.336.332	400.000.000	5.603.668.143	3.403.307.342	9.006.975.485	1.435.828.017	1.082.577.868	2.518.405.885	872.454.022	1.601.944.444	9.875.273.090	916.461.441
2121		4.352.210.650	4.402.210.650	150.000.000	529.869.688	1.839.120.025	2.368.989.714	283.704.806	488.096.311	771.801.117	198.722.086	344.804.608	2.033.220.936	426.996.509
212101		1.033.166.364	883.166.364	150.000.000	75.997.853	-883.488	75.114.365	75.997.853	-883.488	75.114.365	9.445.750	9.188.365	808.051.999	65.926.000
21210101	10	1.011.679.964	861.679.964	150.000.000	72.826.000	-138.400	72.826.000	72.826.000	-138.400	72.826.000	6.900.000	6.900.000	788.853.964	65.926.000
21210102		4.326.400	4.326.400		947.783	-138.400	809.383	947.783	-138.400	809.383	701.380	809.383	3.517.017	


Nombre reporte : PSRPGejecucionMensualControloria

Código	Rubros	Presupuesto Y Modificaciones			Compromisos			Obligaciones			Pagos			Saldo C X P	
		Presupuesto Inicial	Adición	Reducción	Presupuesto Definitivo	Meses Anteriores	Del Mes	Total	Meses Anteriores	Del Mes	Total	Meses Anteriores	Del Mes		Total
2121010202	10	4.326.400			4.326.400	947.783	-138.400	809.383	947.783	-138.400	809.383	701.380	108.003	809.383	3.517.017
21210103	10	17.160.000			17.160.000	2.224.070	-745.088	1.478.982	2.224.070	-745.088	1.478.982	1.844.370	-365.388	1.478.982	15.681.018
212102		3.169.044.286			3.169.044.286	453.871.836	1.561.699.289	2.015.571.125	207.706.953	210.675.575	418.382.528	146.339.907	146.339.907	335.616.243	1.151.473.161
21210201	10	17.160.000			17.160.000	1.100.193	64.272	1.164.465	1.045.913	77.127	1.123.040	828.792	179.962	1.008.754	15.995.535
21210203	10	859.828.324			859.828.324	1.757.850		1.757.850			1.757.850			1.757.850	858.070.474
21210204	10	17.540.000			17.540.000	2.129.029	-121.571	2.007.458	2.129.029	-121.571	2.007.458	1.701.600	255.858	1.957.458	15.532.542
21210206	10	11.960.000			11.960.000	1.230.084	53.750	1.283.834	1.230.084	53.750	1.283.834	790.100	493.734	1.283.834	10.676.166
21210207	10	800.702.217			800.702.217	127.362.627	602.743.569	730.106.196	57.028.039	80.844.149	137.872.188	57.028.039		57.028.039	70.596.021
21210208	10	80.322.861			80.322.861	1.570.700		1.570.700	1.570.700		1.570.700	1.570.700		1.570.700	78.752.161
21210209	10	50.000.000			50.000.000	739.231		739.231	739.231		739.231			739.231	49.260.769
21210210	10	5.737.347			5.737.347										5.737.347
21210211	10	20.000.000			20.000.000	2.118.066	-598.314	1.519.752	2.118.066	-598.314	1.519.752	1.643.983	-124.231	1.519.752	18.480.248
21210212	10	1.265.293.537			1.265.293.537	299.731.287	958.818.352	1.258.549.639	125.713.122	127.923.353	253.636.479	125.713.122	127.923.353	253.636.479	6.743.898
21210213	10	40.500.000			40.500.000	16.872.000		16.872.000	16.872.000		16.872.000			16.872.000	23.628.000
212103		350.000.000			350.000.000			278.304.224			278.304.224			278.304.224	278.304.224
21210301	10	350.000.000			350.000.000			278.304.224			278.304.224			278.304.224	278.304.224
2122		10.523.125.682		250.000.000	11.480.037.925	4.776.926.494	-598.314	1.519.752	2.118.066	-598.314	1.519.752	1.643.983	-124.231	1.519.752	489.464.932
212201		4.556.447.329		250.000.000	4.456.447.329	360.742.479	823.605.555	1.184.348.034	176.201.687	136.742.907	312.944.594	3.443.899	72.497.104	75.940.999	237.003.595
21220101	10	2.847.707.602			2.847.707.602	128.589.986	44.133.651	172.723.637	94.273.734	32.382.619	126.656.353	3.085.895	45.771.294	48.857.189	2.674.983.965
21220102		1.708.739.727		250.000.000	1.608.739.727	232.152.493	779.471.904	1.011.624.397	81.927.953	104.360.288	186.288.241	358.000	26.725.810	27.083.810	159.204.431
2122010201	10	657.280.800		250.000.000	557.280.800	13.684.286	402.801.779	416.486.065		7.097.160	7.097.160			140.794.735	7.097.160
2122010202		1.051.458.927			1.051.458.927	218.468.207	376.670.125	595.138.332	81.927.953	97.263.128	179.191.081	358.000	26.725.810	27.083.810	152.107.271
212201020201	10	267.097.813			267.097.813	168.283.000	-160.000	168.123.000	59.031.660	20.003.120	79.034.780	358.000	26.725.810	27.083.810	51.950.970
212201020202	10	336.208.198			336.208.198	22.895.925	169.411.305	192.308.230	22.896.293	7.437.500	30.333.793			143.899.968	30.333.793
212201020203	10	121.161.973			121.161.973	27.288.282	89.298.230	116.586.512		10.762.213	10.762.213			4.575.461	10.762.213
212201020204	10	93.492.000			93.492.000									93.492.000	
212201020206	10	142.546.586			142.546.586		118.120.590	118.120.590		59.060.295	59.060.295			24.425.996	59.060.295
212201020207	10	65.952.357			65.952.357									65.952.357	
212201020208	10	25.000.000			25.000.000									25.000.000	
212202		5.966.678.353		1.056.912.243	7.023.590.596	4.416.184.015	740.581.762	5.156.765.777	679.049.564	457.738.650	1.136.788.214	373.416.081	510.910.796	884.326.877	252.461.337
21220201	10	2.874.900.648		806.912.243	3.681.812.891	2.505.159.404	287.870.185	2.793.029.589	369.768.779	260.172.473	629.941.252	118.220.919	306.450.005	424.670.924	205.270.328
21220202		3.091.777.705		250.000.000	3.341.777.705	1.911.024.611	452.711.577	2.363.736.188	309.280.785	197.566.177	506.846.962	255.195.162	204.460.791	459.655.953	47.191.005
2122020201	10	5.408.000			5.408.000									5.408.000	
2122020202	10	2.718.705.318			2.718.705.318	1.751.078.836	257.170.561	2.008.249.397	296.575.051	159.854.229	456.429.280	253.613.970	198.002.240	451.616.160	4.813.120


Código	Rubros	Presupuesto Y Modificaciones			Compromisos			Obligaciones			Pagos			Saldo Presupuesto	Saldo C X P
		Presupuesto Inicial	Adicion	Reduccion	Presupuesto Definitivo	Meses Anteriores	Del Mes	Total	Meses Anteriores	Del Mes	Total	Meses Anteriores	Del Mes		
2122020204	10	76.922.960	30.000.000		106.922.960	65.281.942	1.100.000	66.381.942	2.855.008	4.290.789	7.145.797	4.896.067	4.896.067	40.541.018	2.249.730
2122020205	10	24.058.717	181.000.000		205.058.717	21.526.011	178.420.188	199.946.199	6.707.000	8.059.000	14.766.000			5.112.518	14.766.000
2122020206	10	42.350.832	39.000.000		81.350.832	70.794.096		70.794.096	800.000	24.841.331	25.641.331			10.556.736	24.841.331
2122020207	10	36.150.240			36.150.240		15.500.000	15.500.000						20.650.240	
2122020208	10	114.746.944			114.746.944	2.343.726		2.343.726			2.343.726			112.403.218	
2122020209	10	11.474.694			11.474.694									11.474.694	
2122020210	10	11.960.000			11.960.000									11.960.000	
2122020212	10	50.000.000			50.000.000		520.828	520.828			520.828			49.479.172	520.828
2123		3.000.000.000			3.000.000.000	296.871.960		296.871.960	296.871.960		296.871.960			2.703.128.040	
212301	10	3.000.000.000			3.000.000.000	296.871.960		296.871.960	296.871.960		296.871.960			2.703.128.040	
213		1.177.436.287			1.177.436.287	13.409.975	837.506.086	850.916.061	13.409.975	837.506.086	850.916.061			326.520.226	6.476.155
2131		77.436.287			77.436.287	13.409.975	6.476.155	19.886.130	13.409.975	6.476.155	19.886.130			57.550.157	6.476.155
213101	10	77.436.287			77.436.287	13.409.975	6.476.155	19.886.130	13.409.975	6.476.155	19.886.130			57.550.157	6.476.155
2132		1.100.000.000			1.100.000.000		831.029.931	831.029.931			831.029.931			268.970.069	
213201	10	1.100.000.000			1.100.000.000		831.029.931	831.029.931			831.029.931			268.970.069	
22		23.377.840.816			23.377.840.816	4.202.519.617	10.275.127.352	14.477.646.969	1.639.295.740	1.636.705.037	3.276.000.777			8.900.193.847	3.223.654.990
221		23.377.840.816			23.377.840.816	4.202.519.617	10.275.127.352	14.477.646.969	1.639.295.740	1.636.705.037	3.276.000.777			8.900.193.847	3.223.654.990
2211		5.770.177.826			5.770.177.826	1.283.091.674	3.384.147.941	4.667.239.615	262.384.974	709.213.518	971.598.492			1.102.938.211	958.071.093
221101	10	5.770.177.826			5.770.177.826	1.283.091.674	3.384.147.941	4.667.239.615	262.384.974	709.213.518	971.598.492			1.102.938.211	958.071.093
2212		17.607.662.990			17.607.662.990	2.919.427.943	6.890.979.411	9.810.407.354	1.376.910.766	927.491.519	2.304.402.285			7.797.255.636	2.265.583.897
221201		17.607.662.990			17.607.662.990	2.919.427.943	6.890.979.411	9.810.407.354	1.376.910.766	927.491.519	2.304.402.285			7.797.255.636	2.265.583.897
22120101	10	16.603.508.807			16.603.508.807	2.730.114.344	6.598.879.108	9.328.993.452	1.231.161.256	883.929.800	2.115.091.056			7.274.515.355	2.076.272.668
22120103	10	12.624.100.150			12.624.100.150	1.730.425.794	4.135.493.909	5.865.919.703	999.849.946	810.216.256	1.810.066.202			6.758.180.447	1.808.347.814
22120104	10	3.757.208.757			3.757.208.757	784.237.930	2.463.385.199	3.247.623.129	211.491.310	52.824.544	264.315.854			509.585.628	227.215.854
22120105	10	102.199.900			102.199.900	99.600.620		99.600.620						2.599.280	
22120105	10	120.000.000			120.000.000	115.850.000		115.850.000	19.820.000	20.889.000	40.709.000			4.150.000	40.709.000
221202		1.004.154.183			1.004.154.183	189.313.599	292.100.303	481.413.902	145.749.510	43.561.719	189.311.229			522.740.281	189.311.229
22120201	10	1.004.154.183			1.004.154.183	189.313.599	292.100.303	481.413.902	145.749.510	43.561.719	189.311.229			522.740.281	189.311.229
24		482.428.379			482.428.379	482.428.379		482.428.379	99.396.065		99.396.065				
241		482.428.379			482.428.379	482.428.379		482.428.379	99.396.065		99.396.065				
2411		482.428.379			482.428.379	482.428.379		482.428.379	99.396.065		99.396.065				
241101	10	132.940.484			132.940.484	132.940.484		132.940.484	99.396.065		99.396.065				
241108	10	202.000.000			202.000.000	202.000.000		202.000.000							
241109	10	147.487.895			147.487.895	147.487.895		147.487.895							

Nombre reporte : PSRPGejecucionMensualContraloria


Código	Rubros	Presupuesto Y Modificaciones			Compromisos			Obligaciones			Pagos			Saldo Presupuesto	Saldo CX P	
		Presupuesto Inicial	Adición	Reducción	Presupuesto Definitivo	Meses Anteriores	Del Mes	Total	Meses Anteriores	Del Mes	Total	Meses Anteriores	Del Mes			Total
25	CUENTAS POR PAGAR VIGENCIA ANTERIOR	15.327.973.351			15.327.973.351	10.970.622.605	1.752.768.594	12.723.391.199	10.970.008.523	1.753.382.676	12.723.391.199	10.967.020.021	1.756.371.178	12.723.391.199	2.604.582.152	
251	GASTOS DE PERSONAL	7.306.234.093			7.306.234.093	6.737.663.459	511.311.412	7.248.974.871	6.737.663.459	511.311.412	7.248.974.871	6.737.663.459	511.311.412	7.248.974.871	57.259.222	
2512 10	Servicios Personales Indirectos	5.039.000.001			5.039.000.001	4.470.429.367	511.311.412	4.981.740.779	4.470.429.367	511.311.412	4.981.740.779	4.470.429.367	511.311.412	4.981.740.779	57.259.222	
2513 10	Contribuciones Inherentes a la Nómina	2.267.234.092			2.267.234.092	2.267.234.092		2.267.234.092	2.267.234.092		2.267.234.092	2.267.234.092		2.267.234.092		
252	GASTOS GENERALES	1.537.700.840			1.537.700.840	880.862.696	180.743.159	1.061.605.855	880.862.696	180.743.159	1.061.605.855	877.874.194	183.731.661	1.061.605.855	476.094.985	
2521 10	Adquisición de Bienes	568.000.000			568.000.000	209.594.722	136.396.741	345.991.463	209.594.722	136.396.741	345.991.463	209.594.722	136.396.741	345.991.463	222.008.537	
2522 10	Adquisición de Servicios	966.012.255			966.012.255	667.579.389	44.346.418	711.925.807	667.579.389	44.346.418	711.925.807	664.590.887	47.334.920	711.925.807	254.086.448	
2523 10	Impuestos y Multas	3.688.585			3.688.585	3.688.585		3.688.585	3.688.585		3.688.585	3.688.585		3.688.585		
253	TRANSFERENCIAS CORRIENTES	7.673.454			7.673.454	7.673.454		7.673.454	7.673.454		7.673.454	7.673.454		7.673.454		
2532 10	Otras Transferencias	7.673.454			7.673.454	7.673.454		7.673.454	7.673.454		7.673.454	7.673.454		7.673.454		
254	GASTOS DE OPERACION COMERCIAL Y PRESTACION DE SERVICIOS	6.476.364.964			6.476.364.964	3.344.422.996	1.060.714.023	4.405.137.019	3.343.808.914	1.061.328.105	4.405.137.019	3.343.808.914	1.061.328.105	4.405.137.019	2.071.227.945	
2541 10	Gastos de Comercialización	2.160.000.000			2.160.000.000	1.332.435.502	117.314.930	1.449.750.432	1.332.435.502	117.314.930	1.449.750.432	1.332.435.502	117.314.930	1.449.750.432	710.249.568	
2542 10	Gastos de Prestación de Servicios	4.316.364.964			4.316.364.964	2.011.987.494	943.399.093	2.955.386.587	2.011.373.412	944.013.175	2.955.386.587	2.011.373.412	944.013.175	2.955.386.587	1.360.978.377	
	TOTALES	114.452.165.000	17.107.395.664	5.400.000.000	126.159.560.664	59.612.735.741	18.906.820.316	78.519.556.057	22.706.181.043	11.965.139.508	34.671.320.551	16.821.080.280	8.843.353.863	25.664.434.143	47.640.004.607	9.006.886.408




LUIS ALBERTO DIAZ PEREZ
 Subgerente Administrativo



LIBARDO DUARTE TOSCANO
 Lider Programa Recursos Financieros



MARTHA ELENA RODRIGUEZ PEREZ
 Profesional Universitario Presupuesto



JUAN AGUSTIN RAMIREZ MONTAYA
 Gerente